

Уџбеник за учење енглеског језика за четврти разред основне школе

**MACMILLAN
NEXT
MOVE**
**СЛЕДЕЋИ
КОРАК**



For the class audio scan
here or follow the link
bit.ly/3EAQk9m



Based on Macmillan's Next Move



**NEW AGE
PUBLISHING**



MACMILLAN

Class Book

Amanda Cant Mary Charrington

Vocabulary

Grammar

Features

Unit 1

pages 5–14

exploring, climbing,
drawing, watching TV,
swimming, singing,
playing football
cute, athletic, friendly,
strong, funny, smart

Let's go to the ...
Let's go by ...
(I sit) in front of / next to / behind
(Oona.)

Country: Mexico
World Music Song:
The High Five Song
Phonics: ar, all, or

Unit 2

pages 15–24

eggs, cupcakes,
sausages, crisps, cherries,
strawberries, avocados,
grapes
soup, rice, bread, cereal,
milk, fizzy drink, chocolate,
pasta

There are some ...-s.
There aren't any ...-s.
There's some ...
There isn't any ...
Is there any ...?
Yes, there is. / No, there isn't.

Country: South Africa
World Music Song:
No Sausages!
Phonics: br, sn, cl

Unit 3

pages 25–34

Turkey, Turkish, South
Korea, South Korean,
Malaysia, Malaysian, the
USA, American, Spain,
Spanish, Japan, Japanese,
the UK, British, India,
Indian
eat, drink, cook, sleep,
wash, write

Where are you from?
I'm / We're from ...
He's / She's / It's from ...
He's / She's / It's (nationality).
Eat with me / us.
Can I write to you?
Let's sing with him / her.
Climb it / them.

Country: Malaysia
World Music Song:
Travel Song
Phonics: fr, bl, lk

Unit 4

pages 35–44

ride, dive, climb, surf, fish,
skate, ski, skateboard
ping pong, tennis,
baseball, football, ice
hockey, basketball

I'm / We're ...-ing.
I'm not ...-ing.
We aren't ...-ing.
Are you / they ...-ing?
Yes, I am. / No, I'm not.
Yes, they are. / No, they aren't.

Country: Italy
World Music Song:
Cool Sports
Phonics: sk, sw, str

Unit 5

pages 45–54

hot, rainy, sunny, cold,
foggy, cloudy, windy,
snowy
dress, shorts, T-shirt, jeans,
socks, boots

What's he / she / it doing?
He's / She's ...-ing.
He's / She's / It's ...-ing.
He isn't / She isn't / It isn't
...-ing.
Is he/she ...-ing?
Yes, he / she is. / No, he/she isn't.

Country: Jamaica
World Music Song:
The Island Song
Phonics: oo, ir, ow



Vocabulary

Grammar

Features

Unit 6

pages 55–64

hospital, museum,
cafe, cinema, airport,
supermarket, library, farm
cousin, baby brother,
baby sister, uncle, aunt,
grandparents

Where are you / we / they going?
I'm / We're / They're going to the ...
Are you / they going to the ...?
Yes, I am / we are.
Where is he / she going?
He's / She's going to the ...
Is he / she / it going to the ...?
Yes, he / she is. / No, he / she isn't.

Country: Chile
World Music Song:
The Busy, Busy Song
Phonics: er, ear, ore

Unit 7

pages 65–74

vet, nurse, police officer,
firefighter, pilot, weight
lifter, fisherman, writer
do my homework, take a
shower, call a friend, use the
Internet, brush my teeth,
buy sweets

I (don't) want to be a ...
Do you want to be a ...?
Yes, I do. / No, I don't.
He / She wants to ...
He / She doesn't want to ...
Does he / she want to ...?
Yes, he / she does. / No, he / she doesn't.

Country: France
World Music Song:
School Days
Phonics: ur, or, a

Unit 8

pages 75–84

January, February, March,
April, May, June, July,
August, September, October,
November, December,
ordinal numbers 1–31,
happy, sad, tired, bored,
excited, scared, mad

My birthday is in (month).
When is your birthday?
My birthday isn't on...
Is your birthday on...?
Yes, it is. / No, it isn't.

Country: The USA
World Music Song:
In Your Dreams
Phonics: dr, ld, gr

Unit 9

pages 85–94

thirty, a quarter past,
a quarter to, midnight, noon
picnic, birthday party,
wedding, barbecue, parade

At quarter past nine, we are ...
On Saturday...
In the evening...

Country: Morocco
World Music Song:
The Mystery Song
Phonics: air, ou, oy

Unit 10

pages 95–104

furniture, toys, animals,
food, money, clothes
spring, summer, autumn,
winter, snow, ice, water

There is some furniture.
There is a horse.
There are some flowers.
How much ... is there?
How many ... are there?

Country: Vietnam
World Music Song:
Last Summer
Phonics: sm, sc, tr

Characters and Icons



Activity Icons



Audio

Audio tracks to practise listening skills



World Music

Songs with a World Music flavour



Template

Photocopiable Presentation Files to use with Lesson 8



TEST PREP

Test Prep
Exam style activities

Hi! My name's Zac. Do you like exploring? I do! Are you ready to go places? Are you ready to learn English?

I'm Oona! I'm Zac's friend. I love exploring! Come on, let's go!



Competency Development Icons



Me

Activities that develop social and creative skills and foster intrapersonal intelligence



Think

Activities that develop critical thinking skills in identifying, processing and manipulating information



Learn

Activities that build learner autonomy and promote the use of learning strategies



Collaborate / Communicate

Activities that develop collaborative skills through teamwork and effective communication



Act

Activities that create societal understanding by promoting tolerance and ethical behaviour

Mexico

Welcome to Mexico!

We like exploring.
Let's explore the ocean.

Zoom In

He's in the Pacific Ocean in Mexico!

What are the five oceans in the world?
Which ocean creatures do you know?
Do you live near the ocean?

Look at the picture.

Can you think of three
things the diver can see?


Unit 1

Unit
1

Lesson 1



1 Listen and read.



2 Tick (✓) the activities you like, then say.

- ☐ exploring
- ☐ swimming
- ☐ climbing
- ☐ singing

- ☐ drawing
- ☐ playing football
- ☐ watching TV



3 Read and match.

100 80

ten
twenty
thirty

70

forty
fifty
sixty
seventy

40

eighty
ninety
a hundred

90

50

10

20

30

60

Unit 1

Lesson 2

Grammar

Let's go to the desert.
Let's go by bus.



1 Listen, read and say.




Let's go to the desert and ride a donkey.



OK. Let's go by train.

Let's go by bus.



Let's go by plane!

Good idea!



Discover Grammar

Read and circle.

Let's go **by** + place / transport

Let's go **to** + place / transport



2 Listen and say *Let's go by ...* or *Let's go to ...*



3 Complete and say.

1



Let's go _____.

3



Let's go _____.

2



Let's go _____.

4



Let's go _____.

Unit 1

Lesson 3



Sounds and Spelling!



1 Listen and chant.

ar **all** **or**

I'm in the park.
I have a guitar!

I'm in the mall.
I have a new ball.

Where am I this morning?
I'm exploring!



2 Listen and complete. Then cross (X) out the word with a different sound.

1 guitar

m _ _ _

b _ _ _

2 m _ _ ning

expl _ _ ing

p _ _ k

3 m _ _ _

p _ _ k

guit _ _



3 Add one more word to each column.





1 Listen and read.

1

Please don't run in the mall.



2

Hey! Don't drop
litter in the park!

3

Sit down, Marty.



4

Ouch!

2 Read the story again. Tick (✓) the **value**.
Respect: Listen to others. ☐ Listen to yourself. ☐


3 Think and answer.

Are you good at listening to others? Circle. Yes / No

Who do you listen to? _____

Unit 1

Lesson 5



Vocabulary



1 Listen, point and say.



1 cute



2 athletic



3 friendly



4 smart



5 funny



6 strong



2 Put the words into the correct column.

Physical appearance

Characteristics



3 Listen and sing. Make a new verse. **The High Five Song**

Let's High Five!
I'm smart,
You're smart,
We're all smart today.

Friends are smart!
Friends are cool,
Let's be friends,
At our school.

Let's High Five!
I'm strong,
You're strong,
We're all strong today.



Unit 1

Lesson 6



Grammar

The city is **next to** the ocean.
The jungle is **behind** the city.
The pyramid is **in front of** the mountain.



1 Listen, read and say.

Zac is on a plane and he can see lots of things. There's a city next to the ocean. There's a jungle behind the city and there's a pyramid in front of a mountain.



But he can't see Oona under the plane.



Discover Grammar

Read. Then circle.

Alan sits behind me and next to Ben.

The sentence is talking about time / place.

2 Look and write.

- 1 Where is the city? _____.
- 2 Where is the jungle? _____.
- 3 Where is the pyramid? _____.



3 Play the Guessing Game.



This person is friendly. She sits behind Al.

It's Sofia.



Let's visit ...

Mexico!

1 Read about green iguanas from Mexico.

IT'S A FACT!

Iguanas can be two metres long! How tall are you? Green iguanas are lizards and they live in Mexico. They aren't very friendly, but they're smart and they're strong, too. They can climb trees and they can swim. They have short legs, a big head and a very long tongue. They like eating leaves, flowers and fruit for breakfast, lunch and dinner!



LOOK!

They've got short legs. = They have short legs.

They haven't got long legs. = They don't have long legs.

Have they got long legs? = Do they have long legs?

2 Find out and write about iguanas.

Characteristics

Abilities

Habits

Physical appearance




Think Twice

- 1 Do you like iguanas?
Do you think they're interesting?
- 2 Why do you think iguanas are green and brown?



Presentation: Tell your class about an animal from your country.



T

Template 1

1 Prepare.

Find information about your animal.

- Choose an animal from your country.
- Draw a picture and label it.
- Find information about it.

Characteristics

Abilities

Habits

Physical appearance

2 Practise.

Describe your animal.

Let me tell you about ...

They live in ...

They have ...

They are ...

They can ...


They like eating ...



3 Present.



Let me tell you about brown bears. They live in the mountains. They have big bodies and strong legs. They like eating fish and small mammals. They can swim, but they can't climb trees.



**1** Unscramble and write.

- 1 go by Let's boat. _____
- 2 by go car Let's. _____
- 3 train Let's go by. _____
- 4 go the to jungle Let's. _____

/4

2 Read and write Yes or No.

- 1 There's a cupboard in front of the board. _____
- 2 There's a clock next to the window. _____
- 3 There's a board behind the desks. _____
- 4 There are two books next to the pencil case. _____
- 5 There's a school bag in front of a chair. _____
- 6 There's a rubbish bin behind the door. _____

/6

Total score

/10

My ProgressI can say sentences with *Let's* ...

I can describe myself with two words.

I can read and say words with *ar*, *all* and *or*.

South Africa

We're in South Africa.
Look at the beautiful giraffe.

Zoom In

This giraffe lives in South Africa.

What other countries do giraffes live in?

What is the giraffe eating?

What else does it eat?

Do you have giraffes in your country?

Look at the picture.

Why do you think giraffes have long necks?

Unit 2


Unit 2

Lesson 1

Vocabulary



1 Listen, point and say.



2 Write sentences using *I like* and *I don't like*.



1 *I like ...*

2 _____

3 _____

4 _____



5 *I don't like ...*

6 _____

7 _____

8 _____



3 Talk to a friend.

Cupcakes!

Do you like cupcakes?

C-u-p-c-a-k-e-s.

Yes, I do.

Track 13

1 Listen, read and say.

Zac and Oona are on safari and it's time for lunch.

Look at this picnic!
There are some sausages
and some sandwiches.

There aren't any
strawberries and there
aren't any cherries.

But there are some lions!

Discover
Grammar

Circle.

There are + **some / any** ...There aren't + **some / any** ...2 Look at Activity 1. Complete the sentences with *are some* or *aren't any*.

1 There _____ apples.

3 There _____ eggs.

2 There _____ cupcakes.

4 There _____ pears.

LOOK!

one apple - five apples

one sandwich - four sandwiches

one child - two children

one egg - seven eggs

one potato - two potatoes

one tooth - two teeth

one berry - two berries

one knife - five knives

one mouse - ten mice

one cherry - ten cherries

one wolf - four wolves

one fish - six fish

one sheep - three sheep

one foot - two feet



3 Play the Memory Game.

There are some sausages.

Yes!



1 Listen and chant.

br

sn

cl



Sara gets up at seven o'clock.
It's a very cloudy day.
For breakfast she has bread.
She's hungry today!



Sara's at the library.
Brian the snake is there.
They read a book and have a snack,
Some cupcakes and a pear.



2 Circle, sort and write.

breakfastsnacksnakeclockcloudylibrary

br

sn

cl



3 Write a word with *br*, *sn* or *cl*.



brown







Track 15

1 Listen and read.

1 Clara gets up at 7 o'clock and has breakfast.



There are strawberries and cherries for breakfast.

2 In the morning, she has a snack.



3 Clara has lunch at 1 o'clock.



There's some soup and bread for lunch.

6 Later, Clara is in bed.



One snack a day, OK?

5 She has dinner at 6 o'clock.



Mmm. Sausages, potatoes and beans.

4 Then, she has another snack.

Yummy! Cupcakes!



2 Read the story again. Tick (✓) the value.

Responsibility: Don't be greedy. ☐ Don't be lazy. ☐

3 How many snacks do you eat in a day? What are they?

Write a list of your snacks for one day and decide if you are greedy.



1 Listen, point and say.



2 Complete the sentences.

- 1 The _____ is next to the fizzy drink.
- 2 The _____ and the _____ are on the table.
- 3 The _____ is under the rice.
- 4 The _____ is next to the pasta.



3 Write the foods and say.

soup pancakes rice apples bread cereal sandwiches potatoes
milk fish eggs pasta juice tomatoes fizzy drink

In my house, we have _____ for breakfast.

In my house, we have _____ for lunch.

In my house, we have _____ for dinner.

In my house, we have
cereal for breakfast.



Grammar


There's some / There isn't any ...

Is there any rice?

Yes, there is. / No, there isn't.




1 Listen, read and say.


Discover
Grammar

Circle.

There's + **some** / **any** ...

There isn't + **some** / **any** ...

Is there + **some** / **any** ... ?


2 Ask and answer.

Is there any ...? Yes, there is. / No, there isn't.

1 chocolate 2 milk 3 cereal 4 bread 5 soup 6 rice


3 Listen and sing. **No Sausages!**

There aren't any sausages,
There isn't any rice,
There aren't any potato crisps,
And I think they're nice!

Chorus

But ...

There are some eggs, 1, 2, 3,
And there is some bread,
Just for me!



Let's visit ...

South Africa!

1 Read about food in South Africa.

It's a Fact!

One ostrich egg weighs the same as about 24 chicken eggs!

**Big Breakfast**

Many children all over the world have cereal, toast and eggs for breakfast. But in South Africa, if you go to an ostrich farm, there are omelettes on the breakfast menu – very big omelettes made from ostrich eggs! Ostrich eggs taste the same as chicken eggs, but they have very hard shells. You can jump on an ostrich egg and it won't break! Children in South Africa eat really delicious and healthy food for lunch and dinner. There are traditional meat, chicken and fish dishes and lots of healthy snacks like cherries, strawberries and grapes.

2 Find and write.

- 1 What three things do many children have for breakfast?
- 2 Why are some omelettes special in South Africa?
- 3 What snacks do South African children eat?

**Think Twice**

- 1 Compare your breakfast with a South African breakfast. Are they similar? What's different?
- 2 Why do you think it is important for ostrich eggs to have such hard shells?



Presentation: A meal in your country.



Template 2

1 Prepare.

Find information about the meal.

- Choose a typical meal from your country.
- Draw a picture and label it.
- Find information about it.



Ingredients	Taste	Special characteristics

2 Practise.

Describe your typical meal.

Let me tell you about ...

It has ... in it.

It's hot / cold.


It is salty / sweet.



3 Present.




Let me tell you about my favourite breakfast – it's delicious. It's cereal and there's some fruit in it – like strawberries or maybe some cherries. I have some bread with butter. To drink, I have some apple juice – it's nice and sweet. My breakfast is yummy!





1 Read the story and write the words.

Billy is a very greedy boy. Today he has a big breakfast. He has some ¹  cereal with

milk, then some fruit – some ²  _____.

At school, he has a snack. He has some ³  _____ and some orange juice. For

lunch, he has potatoes, beans and some ⁴  _____. After school, he has four ⁵



_____ and a ⁶ _____. Then Billy feels sick!

/5

2 Look at the picture and write sentences.

There's some ... There isn't any ... There are some ... There aren't any ...

- 1 There's some _____ bread.
- 2 _____ milk.
- 3 _____ ice cream.
- 4 _____ sandwiches.
- 5 _____ crisps.
- 6 _____ soup.



/5

Total score /10

My Progress

I can say sentences with There isn't / aren't any ...



I can name five foods.



I can read and say words with *br*, *sn* and *cl*.



Malaysia



Look! It's the Festival of Colours. Wow!

I'm from Malaysia.

Zoom In

This is a traditional Malaysian festival.

What countries are next to Malaysia on a map? Find a map and look.

Do you know about any traditional festivals in your country?

Do you ever wear traditional costumes? When?

Look at the picture.

What colours do you see?


Unit 3

Unit
3

Lesson 1



1 Listen, point and say.



- | | | |
|---|-------------|--------------|
| 1 | Turkey | Turkish |
| 2 | South Korea | South Korean |
| 3 | Malaysia | Malaysian |
| 4 | the USA | American |
| 5 | Spain | Spanish |
| 6 | Japan | Japanese |
| 7 | the UK | British |
| 8 | India | Indian |



2 Complete the sentences.

- 1 The _____ and the _____ flags are red and white.
- 2 The _____ and the _____ flags are red, blue and white.
- 3 The _____ flag is red, blue, white and yellow.
- 4 The _____ flag is orange, green, white and blue.



3 Talk about a flag with your friend.

This flag is from Malaysia.

It's red, blue, white and yellow.

Where are you from?

I'm from Mexico. I'm Mexican.

Where's he / she from?

He's / She's from Spain.

He's / She's Spanish.

Track 27

1 Listen, read and say.

Hi. I'm from Malaysia.
Where are you from?

I'm from the UK. This is Oona.
She's Malaysian, too.

We're from Malaysia!

Discover
Grammar

Circle.

We're from + Turkey / Turkish.

We're + Turkey / Turkish.

2 Circle, then ask and answer.

1 Where are pandas from?

They're from

India. / China.

2 Where are burgers from?

They're from

the USA. / Turkey.

3 Where's origami from?

It's from

Japan. / Russia.

3 Complete.

1

Where are they from?

They're from _____. They're _____.

2



_____ she _____?

She's from _____. She's _____.

Unit 3

Lesson 3



Sounds and Spelling!



1 Listen and chant.

fr

bl

lk

Freddie the frog is a friendly frog from France.



Blackie is a black and blue bird.

Wilkie makes milkshakes like silk! Mmm!



2 Listen and complete. Then cross (X) out the word with a different sound.

1 mi l k shake

2 _ _ ack

3 mi _ _ shake

_ _ og

_ _ iendly

si _ _

_ _ iendly

_ _ ue

_ _ ack



3 Look at the chant. Find one more word for each column.





1 Listen and read.

1

Welcome to the party. Where are you from?

We're from China.

We're from Russia.

We're from Kenya.

2

I like your blue silk dress.

Thank you. I like your black bag.

Thanks! Where are you from?

I'm from India.

3

Oh ... where are you from?

We're from Mars.

Well, you're welcome, too. We're all friends here!

2 Read again. Tick (✓) the **value**.

Diversity: Talk to friendly people. ☐

Welcome different people. ☐



3 How do you welcome new people? Read and tick (✓).

Say hello and your name. ☐

Help them with new things. ☐

Look at them. ☐

Invite them to a party. ☐



1 Listen, point and say.



1 eat



2 cook



3 wash



4 drink



5 sleep



6 write



2 Listen and answer *Yes, I do* or *No, I don't*.



3 Complete the survey. Then talk to the class.

	Me	Friend 1:	Friend 2:
Do you eat lunch at school?			
Do you drink milk for breakfast?			
Do you cook your dinner every day?			
Do you sleep with the door open?			
Do you wash your hair every day?			
Do you write in English every day?			

We eat our lunch at school. I drink milk for breakfast.
Maria doesn't drink milk for breakfast.



1 Listen, read and say.

1

Look at that mountain! Let's climb it.

2

Look at those girls. Let's sing with them.

Can we sing with you?

Yes. Sing with us!

3

Look at that boy. Let's play football with him.

Come on! Play football with me!

4

Look at that girl. Let's help her.

5

What a busy day!

LOOK!

Look at this boy.



Look at that girl.



Look at these girls.



Look at those boys.



2 Listen and complete. Then sing. Travel Song

I'm with _____ ,
And you're with _____ ,
We're together in a boat on the blue, blue sea.

She's with _____ ,
And he's with _____ ,
They're together in a helicopter.

We're with _____ ,
And you're with _____ ,
We're together on a yellow school bus.



Let's visit ...

Malaysia!

1 Read about a special festival in Malaysia.



Dear Pen Pal,

My name's Pao-Pei. I'm nine years old and I live in Pasir-Gudang, in Malaysia. I want to tell you about a special festival in my hometown. Every year we have an international kite festival in February. Kites are very popular in Malaysia. Are they popular in your country? People from all over the world, including Germany, the USA and Taiwan, visit us for our colourful festival. The kites are fantastic; they're beautiful.

Please tell me about a festival in your country.

Write to me soon,

Pao-Pei

Fly a kite with me!

It's a Fact!

Kite flying is a very old tradition in Asia – more than 2,300 years old!

2 Read and answer.

- 1 What is Pao-Pei's nationality?
- 2 Find words she uses to describe the festival and the kites.
- 3 Can you describe the kite in the picture?



Think Twice

- 1 Compare the kite festival to a festival in your country. How is it the same or different?
- 2 How do festivals help you to understand other people?



Presentation: A festival in your country.



Template 3

1 Prepare.

Find information about the festival.

Use the questions to help you.

- Choose a festival from your country.
- Draw a picture and label it.
- Find information about it.

What is the festival called?
What happens at the festival?

What do we say?
Why do you like it?

2 Practise.



Let me tell you about ...

We give ...

We say ...

I like the festival because ...



3 Present.



Let me tell you about Mother's Day. It's a special festival for mothers. Lots of countries celebrate Mother's Day. We give presents (to our mums) and we say 'Happy Mother's Day'.

This card and these flowers are for my mum. I like Mother's Day because I love my mum.





1 Unscramble, then write.

1 aimasayl

Malaysia

He's Malaysian

2 ketyur

3 het sua

4 comiex

5 pajan

6 asnip

/5

2 Complete using words from the box.

me us him her it them you

1 I can see Zac. He's waving to me.

2 Where's your sister? I can't see _____.

3 There are some cherries. Can you pass _____ to me, please?

4 From up here we can see our friends, but they can't see _____.

5 I love chocolate. Do you like _____, too?

6 Paul is my brother. Do you know _____?

/5

Total score

/10

My Progress

I can name three countries and nationalities.



I can say a sentence using him or her.



I can say words with *bl*, *fr* and *lk*.



Italy



We're in Venice, Italy!
Let's explore!

Here we go!

Zoom In

This is a type of boat in Venice.
It's called a gondola.

What do you know about Italy?
Can you name some famous food from Italy?
What types of transport do people use in your country?

Look at the picture.

How are the people in the picture travelling?
Why?

Unit 4


Unit 4

Lesson 1

Vocabulary



1 Listen, point and say.



ride dive climb ski surf fish skate skateboard



2 Circle the correct word.

- 1 You can surf / ride horses in the ocean.
- 2 You can fish / dive in a pool.
- 3 You can ski / skateboard in the mountains.
- 4 You can skate / climb in the mountains.



3 Check your answers with a friend.


Can you skateboard in the ocean?

No, you can't.


Track 37

1 Listen, read and say.

Zac and Oona are in Italy.



Look! We're sailing in a boat.
We aren't swimming.



And I'm fishing,
too!

Discover
Grammar

Circle.

To say what is happening now, we use:

I'm + **climb** / **climbing**.We aren't + **ride** / **riding**.

2 Write sentences.

I _____ riding a horse.

I _____ surfing.

We _____ fishing.

We _____ climbing.

3 Act it out. Then say.

We're walking

Unit
4

Lesson 3




1 Listen and chant.

sk **sw** **str**

Skyler is strong. What can she do?
She can swim and skate very well,
And she can ski, too!

Skyler is hungry. What can she eat?
Strawberries and cream,
And something very sweet!



2 Circle, then sort and write.

strongswimstrawberryskatesweetski

str

sw

sk



3 Write a word with *sk*, *sw* or *str*.

1



2



3





Unit
4

Lesson 4



1 Listen and read.

1 Some children like skating.



2 Some children like swimming in the ocean.



3 Some children like bowling.



4 Everyone likes having friends.



2 Read the story again. Tick (✓) the **value**.

Solidarity: Play together. ☐ Play with your best friend. ☐

3 Read and tick (✓).

How do you feel when you are not in the game? ✓ ☐ ✗ ☐

What can you do if someone is alone?

Invite him / her to watch your game. ☐ Invite him / her to play with you. ☐

Unit 4

Lesson 5



Vocabulary



1 Listen, point and say.



1 ping pong



4 football



2 tennis



3 baseball



5 ice hockey



6 basketball



2 Listen and guess the sports.



3 Talk to a friend.

I like basketball.
I don't like tennis.



4 Listen and complete. Then sing. **Cool Sports**

We're smart and we play sports,
We're strong and we're athletic,
We're cool, so cool!

We're playing

We're smart and we play sports,
We're strong and we're athletic,
We're cool, so cool!

We're smart and we play sports,
We're strong and we're athletic,
We're cool, so cool!





Grammar


Are you / they swimming?

Yes, I am. / No, I'm not.

Yes, they are. / No, they aren't.

Track 32

1 Listen, read and say.

Discover
Grammar

Circle.

To ask a question, we use

Are you playing? / You are playing?**They are skating? / Are they skating?**2 Look at Activity 1. Write *No, they aren't* or *Yes, they are*.

1 Are Zac and Oona swimming? _____.

2 Are the boys playing football? _____.

3 Are they playing basketball? _____.

3 Choose a sport. Play the Guessing Game.



Are you playing baseball?

Yes, I am.



Let's visit ...

Italy!

1 Read about football camps in Italy.

Future Stars by Anna Totti

Meet Giovanna Neri, a typical 9-year-old girl from Milan, Italy. She's in year 4 and like many children in Italy, she is crazy about football. Her favourite team is AC Milan. Right now she is at a summer football camp in a town called Jesolo. Jesolo is a beautiful place by the sea. Lots of people are at the beach sailing, swimming and surfing. Giovanna is meeting new friends at football camp and having a lot of fun. The most important part of football camp is learning to respect your companions and learning new skills.



2 Read and answer.

- 1 What is Giovanna doing this summer?
- 2 What do you know about Jesolo?
- 3 Is this article positive or negative about football camps?

IT'S A FACT!

The *Azzurri* are the national football team of Italy. *Azzurri* means "the blues" – it's the colour of their strip!

**Think Twice**

- 1 Do you like learning new skills? Why / Why not?
- 2 Why do you think sports camps are important?



Presentation: Tell your class about a popular sport in your country.



Template 4

1 Prepare.

Find information about the sport.
Use the questions to help you.



Choose a popular sport from your country.

Draw a picture and label it.

Find information about it.

Is it a team sport or an individual sport?

How many players are there?

What equipment do they use?

Is there a national team?

What are they called and why?

Why do you like this sport?

2 Practise.

Let me tell you about ...

I like this sport because ...

The national team is ...


There are ... players on a team.

The players wear ... and they use ...

Track 38



3 Present.



Hi, I'm Liam from New Zealand. Let me tell you about our national sport – it's rugby and it's really popular. The national team is the All Blacks because they wear black shirts and shorts. They play with an oval-shaped ball. There are 15 players on the team. I like this sport because it's fun to watch.






- 1** Choose and tick (✓) four activities. Then answer *Yes, I am* or *No, I'm not*.

eating chocolate	<input type="checkbox"/>	1 Are you playing ping pong?	<u>Yes, I am.</u>
watching TV	<input type="checkbox"/>	2 Are you playing a computer game?	_____
playing a computer game	<input type="checkbox"/>	3 Are you eating chocolate?	_____
riding an elephant	<input type="checkbox"/>	4 Are you watching TV?	_____
playing ping pong	<input checked="" type="checkbox"/>	5 Are you skating?	_____
skating	<input type="checkbox"/>	6 Are you riding an elephant?	_____

/5

- 2** Read and complete.

Hello Oliver!

I'm on holiday in Italy and I'm having fun. Today ¹  I 'm

swimming in the ocean and ²  I _____ football on the

beach with my brother. ³  We _____ a kite today.

My friends are here, too. ⁴  They _____ ice cream,

but I don't like strawberry, so ⁵  I _____ not _____ my ice cream.

Now I'm watching two boys. ⁶  They _____.

It's a great holiday!

Bye, Vicky

/5

Total score

/10

My Progress

I can name five sports or activities.



I can say what I am doing now.



I can read and say words with *sw*, *sk* and *str*.



Jamaica

Jamaica is beautiful!



Zoom In

Jamaica is a hot and sunny island with beautiful beaches.

Is Jamaica in the Caribbean or in Africa?
What language do they speak in Jamaica?
What is typical weather for your country?

Look at the picture.

Do you think fishing is this man's hobby?

Unit 5



1 Listen, point and say.

Sunday	Monday	Tuesday	Wednesday	Thursday	Friday	Saturday
sunny	cloudy	foggy	windy	hot	cold snowy	raining



2 Write and say.



1 It isn't windy.
It's sunny.

Let's go skateboarding in the park.



2 It isn't _____.
It's _____.

Let's go swimming in the ocean.



3 It isn't _____.
It's _____.

Let's go skiing in the mountains.



4 It isn't _____.
It's _____.

Let's go fishing in the river.

Unit 5

Lesson 2

Grammar

What's he / she / it doing?
He's / She's / It's sleeping.
He / She / It isn't reading.



1 Listen, read and say.



Discover Grammar

Circle.

What **is she / she is** doing?

She's / Is she sleeping.

Isn't she / She isn't swimming.



2 Listen and say *True* or *False*.



3 Choose and circle. Then say.

Look at Zac. What's he doing?

1 He's / He isn't sleeping.

2 He's / He isn't playing his guitar.

Look at Oona. What's she doing?

3 She's / She isn't sleeping.

4 She's / She isn't reading.

Look at the bird. What's it doing?

5 It's / It isn't flying.

6 It's / It isn't singing.



1 Listen and chant.

oo ir ow

Off to school! Where's my shirt?
And my socks and boots and skirt?

Off to the country! Look, a cow!
Flowers and trees and a big brown owl.

Off to the pool! It's really cool!
It's sunny today — I'm not going to school!



2 Listen and complete. Then cross (X) out the word with a different sound.

1 c _ _ l

sch _ _ l

fl o w er

2 sh _ _ t

c _ _ l

sk _ _ t

3 fl _ _ er

_ _ l

sh _ _ t



3 Look at the pictures. Find one more word for each column.

Unit
5

Lesson 4



1 Listen and read.


Kirsty is walking to school. She's wearing her skirt and her shirt, but she doesn't have her sweater.

1




It's rainy. Kirsty is playing in the flowers in the park. She's wearing her new shoes.

2



Kirsty is at the pool. She has her sweater, her new shoes, her brown boots ...

3



... but she can't go swimming.

4



2 Read the story again. Tick (✓) the value.

Responsibility: Be prepared. ☐ Be kind. ☐



3 Are you prepared and organised? Read and write Yes or No.

I make lists to help me remember. _____

I keep my bedroom neat. _____

I organise my school bag every day. _____



1 Listen, point and say.



1 dress



4 jeans



2 shorts



3 T-shirt



5 socks



6 boots



2 Circle *True* or *False*.

- 1 Rosa's wearing socks.
- 2 She's wearing boots.
- 3 Rosa's wearing a dress.
- 4 Ben's wearing a T-shirt.
- 5 Ben's wearing jeans.
- 6 He's wearing shorts.

True / False
True / False
True / False
True / False
True / False
True / False



Rosa

Ben



3 Talk to a friend about Rosa and Ben.

Rosa's wearing a T-shirt.

No, she's wearing a dress.



4 Choose a picture and play the Guessing Game. Listen and point.

She's wearing a red skirt.





Grammar

Is he / she reading?

Yes, he / she is.

No, he / she isn't.



1 Listen, read and say.

Zac and Oona are at the train station.
They're looking for Zac's friend Paul.

PLATFORM *3

Look! There's my friend.

Where? Is he wearing a hat?

No, he isn't.

Is he reading a book?

Yes, he is. Hello, Paul!



Discover Grammar

Circle the correct answers.

Is he riding a bike? Yes, he is. A bike. He's riding a bike. No, he isn't.



2 Unscramble the questions and answer them.

- 1 wearing Paul Is a hat? Is Paul wearing a hat ?
- 2 Oona a banana? Is eating _____ ?
- 3 Paul a book? reading Is _____ ?

3 Listen and complete. Then sing. **The Island Song**

It's a sunny afternoon,
On an island in the sun.
What's he doing?
He's having fun!

What's she doing?
Is she _____ a kite?
No, she isn't.
She's _____ a bike!



Let's visit ...

Jamaica!

1 Read a poem about Jamaica.

Jamaica's Weather

by Winston Miller

Jamaica's weather,
Is great for us all!

Jamaica's weather,
Is great for us all!

It's hot and it's sunny,
And sometimes it rains.
It can be very windy,
Watch out for hurricanes!

It's hot on the beach,
But it's fresh in the pool,
And up in the mountains,
It can be a little cool!

Jamaica's weather,
Is great for us all!
Jamaica's weather,
Is great for us all!

It's a Fact!

The gold colour in the Jamaican flag represents the beautiful sunny weather in Jamaica.



2 Read and write.

- 1 Find seven weather words in the poem.
- 2 What's the weather like in a hurricane?
- 3 Does the poet like the weather in Jamaica?

Think Twice

- 1 Is the weather in Jamaica great for everybody all the time? Why / Why not?
- 2 Think about the weather patterns in your country. Are there any problems because of the weather?



Presentation: Tell your class about the weather in your country.



Template 5

1 Prepare.

Find information about the weather.

- Think about the weather in your country in the different seasons.
- Draw a picture and label it.
- Find information about temperatures and weather patterns.

What is the temperature?
What is the weather like?

Is the weather the same in
different parts of your country?
Do you like this time of year? Why?



2 Practise.

Describe the weather in your country.

At the beach it's ...

In the mountains/city it's ...



3 Present.



Let me tell you about the weather in Florida. It's really great. It's usually hot and sunny, especially in spring and summer. In winter it's warm, too. But the weather isn't always great. In the hurricane season sometimes it can be really windy and stormy.



1 Unscramble the verbs. Complete the sentences. Then number the pictures.



- | | | | |
|---|-------|-------------|----------------------------------|
| 1 | ngis | <u>sing</u> | He's <u>singing</u> a song. |
| 2 | kirdn | _____ | She's _____ a fizzy drink. |
| 3 | epels | _____ | The cat's _____ under the table. |
| 4 | iatpn | _____ | He's _____ a picture. |
| 5 | ocok | _____ | She's _____ some spaghetti. |
| 6 | tae | _____ | The cat's _____ some ice cream. |

/5

2 Look and answer.



- | | | |
|---|-------------------------------------|-------------------|
| 1 | Is Zac playing football? | <u>Yes, he is</u> |
| 2 | Is Oona reading a book? | _____ |
| 3 | Is the sun shining? | _____ |
| 4 | What is the bird doing in the tree? | _____ |
| 5 | What is the boy doing in the ocean? | _____ |
| 6 | What are the two girls playing? | _____ |

/5

Total score

/10

My Progress

I can describe today's weather.



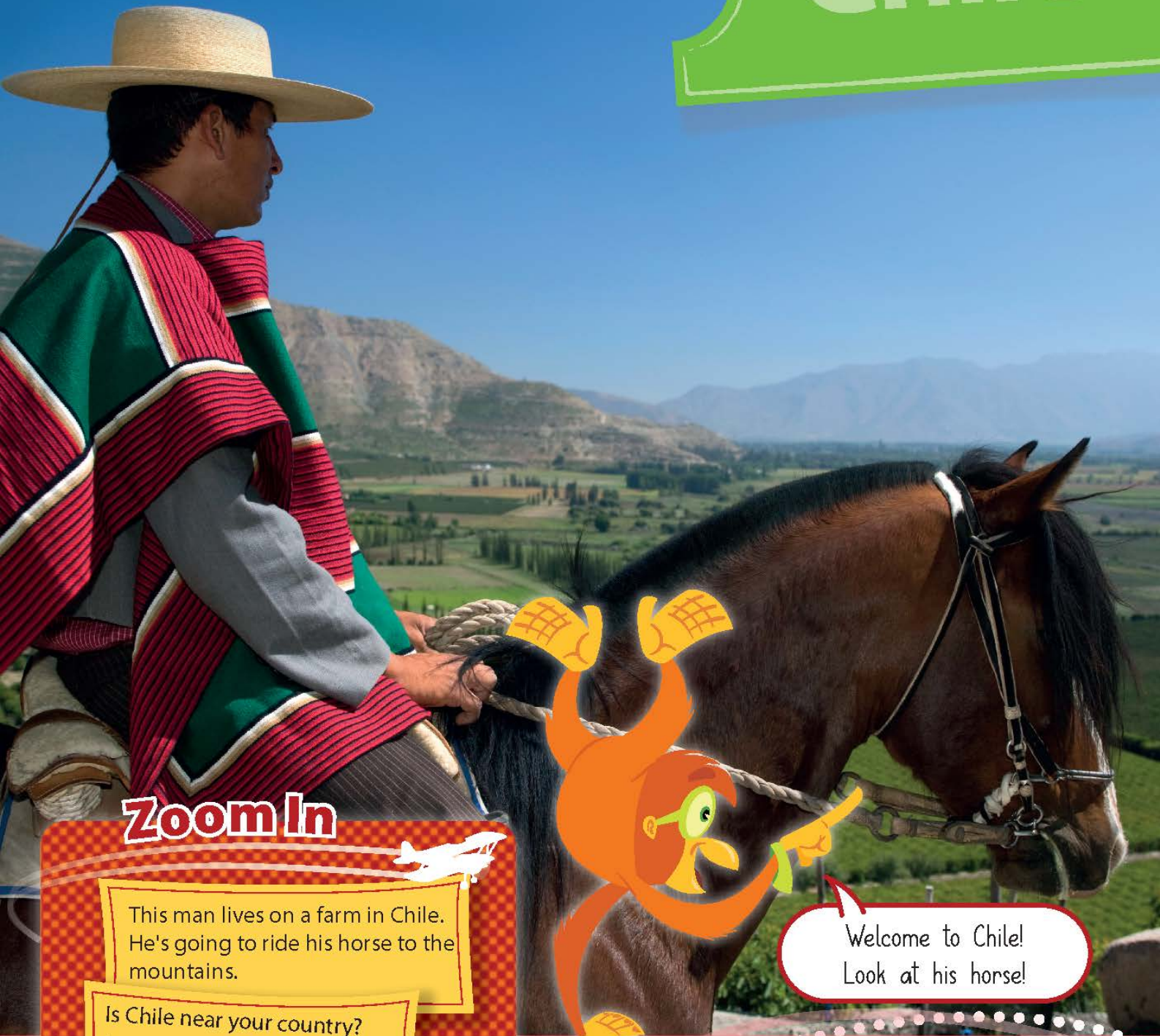
I can say what I am wearing.



I can read and say words with *ow*, *oo* and *ir*.



Chile



Zoom In

This man lives on a farm in Chile.
He's going to ride his horse to the mountains.

Is Chile near your country?
Is Chile a big country or a small country?
Can you ride a horse?

Look at the picture.
What is the weather like?

Welcome to Chile!
Look at his horse!

Unit 6

Unit
6

Lesson 1



1 Listen, point and say.



2 Look and write.



1 She's at the _____.

2 He's at the _____.

3 She's at the _____.



4 They're at the _____.

5 They're at the _____.

6 He's at the _____.



3 Ask and answer.

Is there a supermarket in your neighbourhood?

Yes, there is. Is there a museum in your neighbourhood?

Unit 6

Lesson 2

Grammar

Excuse me, where is the café?
Turn left/right at the hospital.
Go straight on.
It's on the left/right.
It's between the hospital and the café.
It's opposite the library.

1 Listen, read and say.



2 Look, read and answer.

1 Excuse me, where is the museum?

2 Excuse me, where is the market?



3 Think of a place. Ask and answer.

Excuse me, where is the farm?

Turn right. Go straight on. It's on your left.



1 Listen to the poem.

er ear ore

I'm playing with my brother.
We're very, very bored.
Let's go down to the river.
Let's go off and explore!

We're going to the river.
The water's really cool!
Let's go with our teacher
And then we'll go to school.

Now we're going to eat
Some chocolate and a pear.
An animal is watching us.
Look! A hungry bear!



2 Find the words in the puzzle, then write.

r	t	e	a	c	h	e	r	p	w
i	b	e	a	r	h	w	k	e	a
v	e	x	p	l	o	r	e	a	t
w	q	b	r	o	t	h	e	r	e
r	b	o	r	e	d	h	r	l	r

er

ear


ore



3 Write one more word for each column.

Unit
6

Lesson 4



1 Listen and read.

1



I'm bored. Are you going to the river?

Yes, I am. Can you swim?

Yes, I can.

2

Look! There's a bear.
Let's be careful.



Oh, I see bears all the time.

3

Mmm, these pears are delicious.



A bear! Quick! Jump!

4



Help! I can't swim!

5



I hate the water!



2 Read the story again. Tick (✓) the **value**.

Honesty: Always be careful. ☐ Don't pretend. ☐



3 Are you always honest? Read and write Yes or No.

1 I say what I can and can't do. _____

2 I tell the truth to my friends. _____

3 I am always honest with my parents. _____



1 Listen, point and say.

I'm Ken. This is my family.



2 Look at Activity 1. Listen and say the person.



3 Talk to a friend about their family.

Do you have any ... ?

Yes, I do. / No, I don't.

How many ... do you have?

I have ...



Grammar

Where's he / she going?

He's / She's going to the airport.

Is he / she going to the beach?

Yes, he / she is. / No, he / she isn't.



1 Listen, read and say.

Where's Zac going? He's going to the airport with his grandparents.



And
Oona is going to
the airport, too!



Discover
Grammar

Read again. Circle.

The story is talking about **now** / the future.



2 Complete the questions using *Where are* or *Where's*. Then answer.


1 _____ Zac going? _____.

2 _____ Oona going? _____.


3 _____ Zac's grandparents going? _____.




3 Listen, sing and act. **The Busy, Busy Song**



Hurry, hurry, hurry,
She's busy, busy, busy,
She's going to the library,
In the busy, busy city.



Hurry, hurry, hurry,
He's busy, busy, busy,
He's going to the stadium,
In the busy, busy city.



Let's visit ...

Chile!

1 Read about a famous glacier in Chile.

www.kidsonholiday.com



Where can you go skiing in July, swim in the ocean in December, see penguins and llamas and eat German desserts? In Chile, of course. This long, skinny country is a very special place with many interesting places to visit.

One fantastic place is the Grey Glacier on Lake Grey in the south of Chile. Glaciers are large, frozen rivers that are usually covered in snow. They are very beautiful. Lake Grey also has icebergs! You can visit the Grey Glacier by boat and you can also go ice walking!

It's a Fact!

Almost 90 per cent of an iceberg is under water!

2 Read and write.

- 1 What types of animals live in Chile?
- 2 What are glaciers made of?
- 3 What can you do at the glacier?

Think Twice

- 1 Do you think the Grey Glacier is a good place for a holiday? Why / Why not?
- 2 Do you know any other places that are unusual?



Presentation: A special place in your country.



Template 6

1 Prepare.

Find information about the place.

- Choose a special place of natural beauty in your country.
- Draw a picture and label it.
- Find information about the place.




Why is it special?

What can you do there?

Why do you like it?

2 Practise.



Describe your special place.

Let me tell you about ...

You can ...


I like ... because ...



3 Present.



Let me tell you about the Grand Canyon. You can travel down there on a horse or you can fly over in a plane. You can see different birds and animals there. I like it because it's really interesting.





- 1** Choose and tick (✓) four places.
Then answer *Yes, I am* or *No, I'm not*.

- | | | | |
|-----------------|-------------------------------------|--|--------------------|
| the cafe | <input type="checkbox"/> | 1 Are you going to the mall? | <u>Yes, I am</u> . |
| the mall | <input checked="" type="checkbox"/> | 2 Are you going to the cinema? | _____ . |
| the cinema | <input type="checkbox"/> | 3 Are you going to the cafe? | _____ . |
| the library | <input type="checkbox"/> | 4 Are you going to the pool? | _____ . |
| the pool | <input type="checkbox"/> | 5 Are you going to the countryside? | _____ . |
| the countryside | <input type="checkbox"/> | 6 Are you going to the library? | _____ . |

/5

- 2** Look at the picture. Answer the questions.



- | | |
|---|------------------------------------|
| 1 Where's the boy going? | <u>He's going to the library</u> . |
| 2 Is the girl going to the library? | _____ . |
| 3 Where's the woman going? | _____ . |
| 4 Are the doctors going to the hospital? | _____ . |
| 5 Where are the two girls going? | _____ . |
| 6 Where are the children going? | _____ . |

/5

Total score

/10

My Progress

I can name five places.

I can say a sentence with *I'm going to the ...*I can read and say words with *er*, *ear* and *ore*.

France

Look, it's the Eiffel Tower in
Paris, France!

Hello, I'm Henri. I want to
climb all 674 steps!

Zoom In

About six million people visit
the Eiffel Tower every year.

Paris is the capital of France.
What do you know about it?
What language do people speak
in France?
Is there a big tower in your country?
Can you climb it?

Look at the picture.

Imagine Henri is at the top
of the Eiffel tower.
What do you think he can see?

Unit 7



1 Listen, point and say.



- 1 fisherman 3 pilot 5 weight lifter 7 firefighter
2 nurse 4 writer 6 vet 8 police officer



2 Read and complete.

- 1 He likes flying. He works in an airport. He's a pilot.
- 2 She likes writing. She likes books. She's a _____.
- 3 He's athletic and very strong. He works in a stadium. He's a _____.
- 4 She works in a hospital. She's a _____.
- 5 He likes the ocean. He works on a boat. He's a _____.
- 6 She likes animals. She works in an animal hospital. She's a _____.
- 7 He's brave and he helps people. He's a _____.
- 8 She wears a uniform. She works with people and she is very responsible.
She's a _____



3 Play the Guessing Game. Then spell.

He's a weight lifter.

W-e-i-g-h-t
l-i-f-t-e-r.



1 Listen, read and say.

Grammar

I (don't) want to be a cook.
Do you want to be a pilot?
Yes, I do. / No, I don't.



2 Write two sentences about yourself. Then talk to a friend.

police officer firefighter nurse vet teacher
farmer fisherman weight lifter pilot writer

1 I _____.

2 I (not) _____.

Do you want to be a fisherman?

No, I don't. I want to be a ...



1 Listen to the poem.

ur or a



Cats, snakes and turtles!
My father is a vet.
He works in a world of animals,
With all kinds of pets.



My mother is a nurse.
She drives a purple car.
She works at the hospital.
It isn't very far.



I want to be a writer
And work with lots of words.
I want to write poems
About surfing, fish and birds.



2 Listen and complete. Then cross (X) out the word with a different sound.

1 f _ _ ther

n u r se

c _ _ r

2 c _ _ r

w _ _ k

w _ _ ld

3 n _ _ se

t _ _ tle

f _ _ ther



3 Look back at the poem. Find one more word for each column.



Tracks

1 Listen and read.

1



Look at the firefighters.



What a great job!
I want to be a
firefighter.

It's a lot of work.

2

Look at the police officer
in his fast car.



It's a lot of work.

What a great job!
I want to be a
police officer.

3

Look at the nurse
helping the old
man.



What a great
job! I want to be
a nurse.

It's a lot of work.

4



Dad is right. This is a
lot of work!

2

Read the story again. Tick (✓) the value.

Effort: Do your homework. ☐ Work hard. ☐

3

Do you always work hard? Read and tick (✓) what you do.

1 I always try hard at school. ☐2 I never miss a class. ☐3 I do my homework regularly. ☐



1 Listen, point and say.



1 do my homework



2 take a shower



3 call a friend



4 use the Internet



5 brush my teeth



6 buy sweets



2 Look at Activity 1. Write true sentences in your notebook.
Then talk to a friend.

I brush my teeth every day. I don't use the Internet every day.



3 Listen and sing. **School Days**

Monday to Friday,
Before I go to school,
I get ready in the bathroom,
What do you think I do?

Monday to Friday,
After I finish school,
I study in my bedroom,
What do you think I do?



Take a shower! Brush your teeth and
comb your hair!

Do your homework! Call a friend and
use the Internet!





Grammar

He/She wants to take a shower.
He/She doesn't want to watch TV.
Does he/she want to play football?
Yes, he/she does. / No, he/she doesn't.



1 Listen, read and say.

Oona wants to brush her teeth.
She doesn't want to take a shower.

Zac wants to take a shower.


Discover
Grammar

Circle the possible alternatives.

She want / wants to have dinner.

2 Make sentences. Then answer the questions.

- 1 Zac / brush / ? / teeth _____
- 2 Zac / ? / take a shower _____
- 3 Oona / ? / brush / teeth _____
- 4 Oona / take a shower / ? _____


3 Talk to a friend about what you want to do after school today.
Then tell the class.

watch TV play football make a model
play a computer game listen to music read a book

Carl wants to ...

He doesn't want to ...

Let's visit ...

France!

1 Read about ski schools for children in France.

Holidays in the snow

In France, skiing is very popular. In some ski resorts, there are ski schools for children. They start learning how to ski in special places called "snow gardens." They learn by playing a lot of games and having fun.


Claude Lechaume is a ski instructor. In winter, Claude works at a ski resort near a big mountain in France, called Mont Blanc. For the rest of the year, he works as a writer. The children at the ski school love Claude's lessons and they love Claude.

It's a Fact!

Children of three years old can go to ski school in France!

2 Find and write.

- 1 How do children learn to ski?
- 2 How many jobs does Claude have?



It's important for children to feel happy on their skis and happy on the snow.

I want to be a writer!

I want to be a ski instructor!

Think Twice

- 1 Why do you think Claude's students love him?
- 2 Which of Claude's jobs do you think is more difficult? Why?



Presentation: A teacher or instructor you admire.



1 Prepare.

Find information about the person.

- Choose a special person to talk about.
- Draw or glue pictures of him / her and add labels.
- Find information about him / her.



What does he / she teach?

Where does he / she work?

What special activities does he / she do?

Who are his / her students?

Why do you admire this teacher / instructor?

2 Practise.

Describe your special person.

Let me tell you about ...

He / She works ...

His / Her lessons are ...

His / Her students are ...

I admire him / her because ...



3 Present.

Let me tell you about my football coach. His name is Rick. He works at the community centre and his lessons are great. We all want to learn his football skills. I admire him because he is a good teacher and he's a fantastic football player.



TEST
PREP

1 Look at the pictures and write.



1 football player 2 nurse 3 vet 4 pilot 5 firefighter 6 police officer


1 He wants to be a football player. 4 _____

2 _____ 5 _____

3 _____ 6 _____

/5

2 Look at the pictures and complete the words in the story.

Today, I'm not going to school – it's Saturday! First ¹  I want to take a showerand then ²  _____.This morning, I want to ³  _____ and thenI want to ⁴  _____.This afternoon, I don't want to ⁵  _____, I want to ⁶  _____.

/5

Total score /10

My Progress

I can name five jobs.

I can say sentences with *I want to...*I can read and say words with *ur, or* and *a*.

USA

I'm Lucy Hill and
I'm from the USA.

Zoom In

Independence Day is on the fourth of July.

What is the capital city of the USA?
Do you know how many states there
are? How many can you name?
Do you have parades in your country?
When?

Look at the picture.
What is happening in
Lucy's city today?

We're in the USA.
It's Independence Day.

Unit 8

Unit
8

Lesson 1



1 Listen, point and say. Then ask and answer.

1. January	2. February	3. March
4. April	5. May	6. June
7. July Oona's Birthday	8. August	9. September
10. October	11. November	12. December

When's your birthday?

My birthday's in December.



2 Listen and say what's next.



3 Find out and complete the birthday chart.

1 When's your teacher's birthday?

3 When's your mum's birthday?

2 When's your best friend's birthday?

4 When's your birthday?

When is their birthday?

It's in February.

My birthday is/isn't in February.

Is the babies' birthday in July?



1 Listen, read and say.

They're cute! They're really small.

When is their birthday?

Thanks! They're twins!

It's in February.

My birthday is in February, too.

Discover
Grammar

Circle.

When is / are your birthday?

It's on / in February.

My birthday isn't in February. My birthday is in December.

2 Look at Activity 1. Circle Yes or No.

1 Is the babies' birthday in June?

Yes / No

2 Is the babies' birthday in February?

Yes / No

3 Is Oona's birthday in April?

Yes / No



3 Talk to a friend.

Is your birthday in May?

No, it isn't. My birthday is in...



1 Listen to the poem.

dr ld gr

My grandpa's really great
And he's very, very old.
He has an old green coat,
He wears it when it's cold.

He drives an old green car
When he comes to visit me.
He tells me lots of stories,
And drinks a cup of tea.



2 Circle the words, then sort and write.

grandpa drink drive cold green old

dr

ld

gr



3 Write a word with dr, ld or gr.



1



2



3

Unit
8

Lesson 4



1 Listen and read.

1


It's very green here. There are lots of sheep.

Hey! Sheep don't like drinking fizzy drinks. Don't drop litter!



2

There are lots of cows here.



There's an old bull, too! Close the gate! Run!

3

Ouch!

Don't pick wild flowers. They're important for bees.

We know, Grandpa. Don't drop litter, close the gates and don't pick wild flowers.



4

Now, please remember, respect the environment.



2 Read the story again. Tick (✓) the **value**.

Respect: Respect the environment. ☐ Don't drop litter. ☐



3 Do you respect the environment? Circle what you do.

I never drop litter. / I don't pick wild flowers. / I respect animals.



1 Listen, point and say.



1 happy



2 sad



3 tired



4 bored



5 excited



6 scared



7 mad



2 Listen and act.



3 Listen and complete. Then sing. **In Your Dreams**

At night, in your dreams,
Are you big?
Are you small?

Are you _____ ?

Are you _____ ?

At night, in your dreams,
Are you happy?

Are you _____ ?

Are you tired?

Are you _____ ?





1 Read and say.

ORDINAL NUMBERS

1st the first
2nd the second
3rd the third
4th the fourth
5th the fifth
6th the sixth
7th the seventh
8th the eighth
9th the ninth
10th the tenth
11th the eleventh
12th the twelfth

13th the thirteenth
14th the fourteenth
15th the fifteenth
16th the sixteenth
17th the seventeenth
18th the eighteenth
19th the nineteenth
20th the twentieth
21st the twenty-first
22nd the twenty-second
23rd the twenty-third
24th the twenty-fourth

25th the twenty-fifth
26th the twenty-sixth
27th the twenty-seventh
28th the twenty-eighth
29th the twenty-ninth
30th the thirtieth
31st the thirty-first




2 Listen and complete.

This is a very big house. There are six floors. Downstairs,
on _____ floor, there is a big door. Upstairs, on
_____ floor, there is one big window.

On _____ floor, there are three small windows.

On _____ floor, there is one big and one small window.

On _____ floor, there is one small window and a
balcony. On _____ floor, there are two small windows.



Let's visit ...

the USA!

1 Read about film stars in the USA.

The USA is the home of the movies and lots of movie stars live and work in Hollywood, California. Many actors are very talented – they can act happy or sad, friendly or mad, excited or bored.

The most important award for an actor is the famous Oscar. Every year, there is an awards ceremony in February or March. There's also a road in Hollywood called the Hollywood Walk of Fame, where many famous people have "stars" on the sidewalk. Some movie stars make prints of their hands and feet in front of a famous theatre.

UK vs USA

UK	USA
film	movie
cinema	movie theater
film star	movie star
ALSO	
crisps	chips
jumper	sweater
trainers	sneakers

2 Read and write.

- 1 What emotions can actors act?
- 2 Where do famous actors make hand and footprints?

Think Twice

- 1 Who is your favourite movie star? Why do you like him / her?
- 2 Do you think awards are important for actors? Why? / Why not?



Presentation: A famous actor.



Template 8

1 Prepare.

Find information about the person.

- Choose a special person to talk about.
- Draw or glue pictures of him / her, and label them.
- Find information about him / her.



Where is he / she from?

Where does he / she work?

Can you name a film he / she is in?

Who does he / she play?

What emotions does he / she use in the film?

Do you like this actor?

2 Practise.

Describe your person.

Let me tell you about ...

He / She is from ...

He / She works in ...

He / She is in the film ... and he / she acts ...

I like / don't like ... because ...



3 Present.

Let me tell you about my favourite movie star. His name is Johnny Depp and he's from the USA. He works in Hollywood making movies. He's in the *Pirates of the Caribbean* movies and he acts the part of Captain Jack Sparrow. I like him because he's funny.





1 Complete the months. Then write answers for you.

1 Is your birthday in M a y?

No, it isn't.

2 Are you at school in O _ t _ b _ r?

_____.

3 Is your teacher at school in J _ _ y?

_____.

4 Are your friends in the mountains in F _ _ _ u _ _ y?

_____.

/6

2 Read. Then choose and write the correct word.

1 Today is my birthday. I am very happy because it is my party.

2 But my friend Pete is _____ because there isn't any cake.

3 My mum is _____ because the house is very messy.

4 The party is great with lots of games and we aren't _____.

1 a happy b sad c tired

3 a mad b excited c happy

2 a happy b tired c sad

4 a excited b scared c bored

/4

3 Unscramble and match.

1 nescdo _____

2 hnnit _____

3 hettexins _____

4 lettwhf _____

12th

16th

9th

2nd

/4

My Progress

I can name five months of the year.



I can say how I am feeling.



I can say when my birthday is.



Total score

/14

Morocco



We're in Morocco! It's fascinating here!

Zoom In

Morocco is a very hot country near the Sahara Desert. There are lots of colourful markets in Morocco.

Which continent is Morocco in?
Can you find it on a map?

How many languages do they
speak in Morocco?

Do you have any markets like this
in your country?

Look at the picture.
What food can you buy?

Unit 9

Unit 9

Lesson 1

Vocabulary



1 Listen, point and say.

1



2




3



4




5



2 Listen and draw the times on the clocks. Then write.

1



I am at the club at

_____.

2



I am at the library at

_____.

3



I am at the pool at

_____.

4



I am in bed at

_____.



3 Choose a time and talk to a friend.

Half past eight!

I am at school.



1 Listen, read and say.

At a quarter past nine, Oona and Zac are in the city. Zac is at the flower market. Oona isn't at the flower market. She is at the fruit market.



Grammar

At a quarter past nine
At a quarter to eleven
At ten o'clock
At half past two

At a quarter to eleven, they are on the bus.

Look! I've got some flowers.



I haven't got any flowers. I've got some fruit.


Discover
Grammar

Circle the correct alternatives.

At a **half** / **quarter** past one, Zac is at home.

2 Circle *True* or *False*.

- | | |
|--|--------------|
| 1 At a quarter to nine, Zac is at the flower market. | True / False |
| 2 At a quarter past nine, Zac is at the flower market. | True / False |
| 3 At a quarter past nine, Oona is at the fruit market. | True / False |
| 4 At ten o'clock, they are on the bus. | True / False |



3 Talk about yourself.

At half past ten, I'm at school. At one o'clock, I'm at home. At



1 Listen and chant.

air ou oy



I have fair hair and a pair of
blue eyes.



I can shout with my mouth —
shout out loud!



This boy, Roy, is playing with his
toys.



2 Listen and complete. Then cross (X) out the word with a different sound.

1 hairb t

2 m tht sh t

3 p rh rm th



3 Look back at the chant. Find one more word for each column.

Unit
9

Lesson 4



1 Listen and read.

1 Where's the chocolate cake?

Um ...

Look at your mouth! You're a greedy boy!

2 Look at my hair gel! It's empty!

Uhh ... Sorry, Dad.

3 Where are my video games?

Um, I'm playing ...

4 I love your video games!!

2 Read the story again. Tick (✓) the **value**.

Responsibility: Follow the example of others. ☐ Set a good example. ☐






3 What do you do to set a good example? Read and tick (✓).

I am on time for school. ☐ I clean my room. ☐

I do my homework. ☐ I am polite to everyone. ☐



1 Listen, point and say.



1 picnic

2 birthday party

3 wedding

4 barbecue

5 parade

2 Remember and circle *True* or *False*.

1 They are at a wedding on Wednesday.

2 They are at a birthday party on Tuesday.

3 They are at a barbecue on Friday.

4 They are at a parade on Monday.

5 They are at a picnic on Wednesday.

True False

True / False

True / False

True / False

True / False



3 Draw a picture of an event you were at last year.
Then play a guessing game.

Are you at a barbecue?

No, I'm not.

Are you at a wedding?

Yes, I am.



Grammar

At twelve o'clock, Zack is at the wedding.
The wedding is on Saturday.
They are happy in the afternoon.



1 Listen, read and say.



It's Saturday, twelve o'clock.
They are at the wedding.

Look at Mr Patel
and Miss Jones!



In the afternoon...

They are married now.
They look very happy.

They are now Mr and
Mrs Patel.


Discover
Grammar

Read and match

We use

AT

IN

ON

with months and parts of the day

with days of the week

with telling time

2 Complete with at, in, on.

1 Zac is at school _____ half past one.

2 _____ Tuesday, she is at a wedding.

3 Oona's birthday is _____ December.

4 He plays football _____ the evening.

5 They aren't at home _____ noon.



3 Listen and complete. Then sing. **The Mystery Song**

_____ he at a barbecue?

He _____ at a barbecue,

_____ she at the zoo?

She _____ at the zoo.

Where are they?

Where _____ they?

_____ they with you?

They _____ with you!

Let's visit ...

Morocco!

1 Read about a wedding in Morocco.



Today is a special day for 10-year-old Afdal Eddine. It is his sister's wedding day. Weddings are very special in Morocco.

Before the ceremony, there is a team of chefs to prepare delicious meals for family members and friends. There are more than 100 guests at the wedding.

It's a Fact!

Some Moroccan weddings take place over three days!

Afdal's sister is beautiful in her traditional dress and jewels. Her hands and feet are painted in henna with special designs for good luck.

There is music and singing and dancing all night and there are many visitors from different villages. It is very exciting for Afdal!



2 Read and write.

- 1 Can you describe Afdal's sister on her wedding day?

Think Twice

- 1 Do you know any other ceremonies with singing and dancing?
- 2 Are weddings similar in your country?



Presentation: A special ceremony in your country.



Template 9

1 Prepare.

Find information about the ceremony.

- Choose a special ceremony to talk about.
- Draw or glue pictures of it and add labels.
- Find information about it.



What happens before the ceremony?

What kind of food do people eat?

How many people attend the ceremony?

What do people wear?

What do people do?



2 Practise.

Describe your ceremony.

Let me tell you about ...

Normally, ... people attend the ceremony

People eat ...

... wear(s) ...

People ...



3 Present.



Let me tell you about our school graduation ceremony. Normally, about 200 people attend the ceremony. The boys wear suits and the girls wear dresses. The parents watch and the teachers present pieces of paper called degrees. After the ceremony, people have big parties.

TEST
PREP

1 Look at the pictures and read the story. Then answer the questions.



Monday



Wednesday



Friday



Saturday



Sunday

Andy is very busy this week. On Monday, he is at a picnic with his friend Jamie.

On Wednesday, he is at the holiday parade. On Friday Andy is at his birthday party with all his friends. On Saturday Andy and his sister are at their cousin's wedding. On Sunday Andy is at a family barbecue. Yummy!

1 Is Andy at a wedding on Monday? No, he isn't. He is at a picnic.

2 Is he at a party on Wednesday? _____.

3 When is Andy's birthday? _____.

4 Where is Andy on Saturday? _____.

5 Is Jamie at the barbecue with Andy? _____.

What is the best name for this story? Tick (✓) one box.

Andy's birthday party ☐ Andy's holiday ☐ Andy's busy week ☐

/5

2 Now write answers for you.

1 Are you at school at 9 o'clock on week days? _____.

2 Are you usually at home at 4 o'clock? _____.

3 Are you at a party this Saturday? _____.

4 Is your best friend coming to your birthday party? _____.

5 Is your teacher at school on Sundays? _____.

/5

Total score

/10

My Progress

I can name three events.




I can tell the time in English.



I can name the days of the week.



Vietnam



I'm in Vietnam.
Look at his hat!

Zoom In

The boy is from Vietnam.
He's wearing a traditional hat to protect
him from the sun and the rain.

Which countries are next to Vietnam on
a map?

What is the weather like in Vietnam?
Do you have traditional clothes in your
country? What are they?

Look at the picture.
Where do you think
the boy is?

Unit 10

Unit
10

Lesson 1

Track 40

1 Listen, point and say.



- 1 furniture
- 2 toys
- 3 animals
- 4 food
- 5 money
- 6 clothes

Track 41

2 Listen and say *It's* or *They're* ...

3 Label the groups and complete with words from the box.

pounds chair ball T-shirt cat sandwich pence
table turtle trousers robot apple

money

pounds

LOOK!

British money is called pounds (£). One pound equals 100 pence (p).
American money is called dollars (\$). One dollar equals 100 cents (¢).

There is some furniture.

There is a horse.


There are some flowers.

Track 42

1 Listen, read and say.

1

This morning, Zac is at a parade.



2

Do you like the parade Zac?

Yes, I do. It is fun! There are some animals and there is a horse! There is some food, too.

Discover
Grammar

Circle.

We use **there is / there are** to talk about one thing.We use **there is / there are** to talk about two or more things.We use **there is / there are** to talk about things we can't count.

2 Complete the sentences.

1 There are some flags.

3 _____ some food.

2 _____ a horse.

4 _____ some flowers.

3 Play a memory game.

There are three pencils. There is some money. And there is one ruler.



Unit
10

Lesson 3



Track 43




1 Listen to the poem.

sm

sc

tr



I'm a sailor on the seas,
And I'm travelling for pleasure.
I can see a small island,
Maybe there's some treasure!

Now I'm on the island,
It's scary and it's still.
I see trees, birds and fruit,
But I'm hungry and ill.

There's some smoke in the trees.
I think I see a house,
Wait! I hear an animal.
A scorpion? No, a mouse!



2 Circle, sort and write.

scared trees small scorpions smoke travel

sm

sc


tr



3 Write a word with *sm*, *sc* or *tr*.







Track 44

1 Listen and read.

1



Look! A small island.
We can try here!

2

In July, the sailors are happy.
There is food for everyone.
There are fish in the ocean
and there is fruit on the
trees.



3

But in January, there
isn't any food. The
sailors are hungry and
scared.

What can we eat?



I don't know.

4

Some natives are
nearby.

We have
some food.



Let's help them.

5

They are generous and
they are friendly.
And there is food for
everyone again.



You are true friends.

6

Now the sailors aren't
hungry or scared.
They are happy.



Smile, please.

2

Read the story again. Tick (✓) the **value**.

Solidarity: Help those in need. ☐ Help your friends. ☐



3

Do you help those in need? Read and write Yes or No.

I help my family. _____ I visit friends if they are sick. _____

I share my food with hungry people. _____



1 Listen, point and say.



1 spring



2 summer



3 autumn



4 winter



5 snow



6 ice



7 water



2 Circle and say.

- | | |
|---------------------|---------------------------|
| 1 Ice is | hot. / cold. |
| 2 Snow is | hot. / cold. |
| 3 People can ski in | the winter. / the summer. |
| 4 Fish can swim in | snow. / water. |




3 Write about the weather in your city. Then talk to a friend.

- 1 Is it cold in winter? _____.
- 2 Is it rainy in summer? _____.
- 3 In winter, is there any ice on the rivers? _____.
- 4 In spring, is there any snow? _____.
- 5 In autumn, are there leaves on the pavement? _____.



1 Listen, read and say.

Discover
Grammar

Circle.

We use **how much** / **how many** to ask about things we can count.We use **how much** / **how many** to ask about things we can't count.

2 Listen and complete. Then sing.

In the summer ...

How _____ water _____ in the pool?

There is a lot. There is lots and lots.

How _____ children _____ at school?

There aren't any. There aren't any at all.

In the spring ...

How _____ leaves _____ on the trees?

There are lots. There are lots and lots.

How _____ ice _____ in the pool?

There isn't any. There isn't any at all.



Let's visit ...

Vietnam!

1 Read about water puppets in Vietnam.

www.water-puppets.com

Hello friends,

This week, I want to tell you about a very original kind of theatre in my country. Vietnam is a very rainy place – it rains in winter, spring, summer and autumn. Water is very important in Vietnam. There are lots of rivers and rice paddy fields and there is a lot of water everywhere. More than a thousand years ago, rice farmers were in the fields all day. For entertainment, they invented water puppets. Water puppet shows are stories about everyday life in Vietnamese villages. They are very funny! Today, there are water puppet shows in special theatres. My favourite characters are the animals and dragons. The audience can get very wet at a water puppet show!

It's A Fact!

Sometimes the dragon puppets can look like they are breathing fire!



2 Read and write.

- 1 When does it rain in Vietnam?
- 2 What do you find out about water puppet shows?

Think Twice

- 1 Do you think water puppet shows are fun? Why?
- 2 Are there any traditional puppet shows in your country? Describe them.



Presentation: A traditional show from your country.



Template 10

1 Prepare.

Find information about the show.

- Choose a special type of show to talk about.
- Draw or glue pictures of it and add labels.
- Find information about it.

What part of your country is it from?
How old is it?
Where is it performed?

What kind of characters are there?
Do you like this kind of show / performance? Why? / Why not?



2 Practise.

Describe your ceremony.

Let me tell you about ...

It's performed in ...

Characters are ...

It's from ...

I like / don't like ... because ...

Track 48



3 Present.



Let me tell you about a traditional puppet show in Turkey. It's performed in the villages, but originally it was from a city called Bursa. Typical characters are men and animals. I like it because it's fun.



TEST
PREP

1 Unscramble the words. Then write sentences.

1 syto There are some toys.2 tunrfeuir There is some furniture.

3 nemoy _____.

4 minalas _____.

5 selothc _____.

6 ofod _____.

/4

2 Sort the words into two lists.

water eggs bread bananas nurses sausages snow parties
 soup chocolate cupcakes ice grapes milk

How much

water

How many

bananas

/6

Total score

/10

My Progress

I can make sentences with *There is / are ...*I can answer questions with: *How many / How much ... ?*I can read and say words with *sm, sc and tr*.

How to use the Grammar Guide

Hello! I'm Gabi! I'm your Grammar Guide for this level. I love grammar! Grammar is great and grammar is easy! I'm here to help you with all the grammar in your book. Come and visit me after each grammar lesson!

Gabi's Home Study Guide

- 1 Read your Grammar Guide again at home.
- 2 Look at the example. Close your book. Try to say the example.
- 3 Open your book and check.
- 4 Make new examples to practise.

My name is Gabi. What's **your** name?

My best friend is Emma. She's great! **Her** birthday is on Wednesday.

I've got a dog called Fluffy. It's white with brown spots.

It lives in my parents' house. **Our** house is very big.

My parents both work. They are very busy. **Their** jobs are in town.

Complete the sentences.

- 1 I've got two brothers. _____ names are Mark and Tom.
- 2 Sally and I are best friends. _____ houses are on the same street.
- 3 My mother is wearing _____ favourite dress.
- 4 A: What's _____ name?
B: _____ name is Rosie.



Gaby's got **a** new t-shirt.

The t-shirt is pink.

She's got **a** green hairband.

The green hairband is her favourite.



Complete the sentences.

- 1 I've got a new T-shirt. _____ T-shirt is pink.
- 2 Fred's got _____ car. The car is fast.
- 3 We've got _____ cat. _____ cat is white.
- 4 My father's got _____ bike. _____ bike is very big.

Lesson 2

- 1 _____ bike.
- 2 _____ the park.
- 3 _____ the desert.
- 4 _____ plane.
- 5 _____ car.

The park is **next to** the castle.
The city is **in front of** the pyramid.
The pyramid is **behind** the city.

- 1 The city is _____ to the ocean.
- 2 The jungle is _____ the city.
- 3 The city is in _____ of the jungle.
- 4 The ocean is next _____ the city.
- 5 The jungle isn't _____ front of the city.

Lesson 2

A cartoon illustration of a woman with blonde, curly hair and a pink headband, wearing a pink shirt. She is looking into an open refrigerator. The refrigerator has two shelves. The top shelf contains two eggs, and the bottom shelf contains several pieces of fruit, including apples and oranges.

- 1 There aren't _____ pears.
- 2 _____ are some sausages.
- 3 _____ are _____ cherries.
- 4 There _____ any biscuits.
- 5 _____ aren't _____ cupcakes.

There's some bread.
There isn't any soup.
Is there any cheese?
Yes, **there is.** / No, **there isn't.**

1 There's	a any bread.
2 There isn't	b any soup?
3 Is there	c there isn't.
4 There's some	d chocolate.
5 Yes,	e some milk.
6 No,	f there is.

Unit 3

Lesson 2

Where are you from?

I'm from Spain. / I'm Spanish.

Where's he / she from?

He's / She's from Spain.

He's / She's Spanish.



Complete the sentences.

- _____ he _____? _____ from Turkey.
- He's _____ Japan. _____ Japanese.
- Where's _____? She's _____ South Korea.
- Where _____ you _____? I'm from _____.

Lesson 6

Sing with **me / us / them / him / her**.

Let's sing with **him / her / them**.

Can I help **you**?

Climb **it / them**.

Circle.

- Open the window, please. it / me
- Can you help my sister and me, please? you / us
- Peter is with Gabi. him / her
- Can I write to Peter and Gabi? them / you
- I like strawberries. them / us



Unit 4

Lesson 2

I'm sailing.

I'm not
fishing.

We're playing.

We aren't
swimming.



Complete the sentences.

- (We / not / fish) _____ at the beach.
(We / surf) _____ in the ocean.
- (I / not / skate) _____ at the park.
(I / ski) _____ in the mountains.
- (We / dive) _____ in the pool.
(We / not / sail) _____ at the beach.
- (I / not / climb) _____ in the mountains.
(I / walk) _____ in the jungle.

Lesson 6

Are you playing baseball?

Yes, I am. / No, I'm not.

Are they playing baseball?

Yes, they are. / No, they aren't.

Complete the sentences.

- _____ they running? Yes, they _____
- Are _____ eating? No, I'm _____.
- _____ they talking? No, they _____
- _____ you writing? Yes, _____.




Unit 5

Lesson 2

What's he / she / it doing?

He's / She's / It's eating a banana.

He isn't / She isn't / It isn't eating a sandwich.



Complete the sentences.

- _____ the monkey _____?
- What's Gabi _____? _____ sleeping.
- _____ the bird _____? _____ singing.
- Zac _____ reading a book. _____ writing.

Lesson 6

Is he / she wearing a hat?

Yes he / she is. / No he / she isn't.

Complete the questions and answers.

- (he / wear) _____ a skirt?
No, _____.
- (she / eat) _____ a banana?
Yes, _____.
- (Paul / read) _____ a book?
_____, _____ isn't.
- (Gabi / ride) _____ a bike?
_____, _____ is.



Unit 6

Lesson 2

Where are you going?

Are you going to the library?

No, I'm not. I'm going to the cinema.

Are you going to the cinema?

Yes, I am!

They are going to the cinema.



Match.

- | | |
|---------|----------------------------|
| 1 Where | a you going to the pool? |
| 2 Are | b I'm not. |
| 3 No, | c I am. |
| 4 They | d are they going? |
| 5 Yes, | e are going to the museum. |

Lesson 6

Where is he going?

He's going to the stadium.

Is she going to the stadium, too?

No, **she isn't.**

Complete the sentences.

- _____ is she going?
- _____ he going _____ the pool?
No, _____.
- Is _____ to _____ stadium?
_____, he is.
- Where is _____?



Unit 7

Lesson 2

Do you want to be a police officer?

No, I don't. I want to be a vet.

Do you want to be a vet?

Yes, I do!



Complete the sentences.

- _____ you want to _____ a nurse?
_____, I do.
- Do you _____ be a teacher?
_____, _____ don't.
- I want _____ writer.

Lesson 6

On Saturday **he / she wants to** take a shower.

He / She doesn't want to play football.

Does he/she want to watch TV on Saturday?

Yes, he/she does.

Does he / she want to use the Internet?

No, he / she doesn't.

Match.

- | | |
|--------|-----------------------------|
| 1 He | a wants to buy a dress. |
| 2 She | b he does. |
| 3 Does | c doesn't want his dessert. |
| 4 Yes, | d he want to read a book? |
| 5 No, | e she doesn't. |



Unit 8

Lesson 2


My **birthday** is in **March**.

Is your birthday in **March**?

No, it isn't. / Yes, it is.

When is Jake's **birthday**?

It's in **July**.



Complete the sentences.

- _____ your birthday _____ August?
No, it _____.
- My birthday _____ in May. It's _____
December.
- When _____ her birthday?
_____ in September.

Lesson 6

When is your **birthday**?

It's on **7th November**.

When is the twins' **birthday**?

It's on **21st October**

Unscramble and write the sentences.

- Molly's When birthday is?

- on My April is birthday 15th

- babies' on The is birthday May 5th



Unit 9

Lesson 2

At a quarter past nine, he is at the flower market.

At a quarter to eleven, they are on the bus.

At twelve o'clock, she is at a barbecue.

At half past two, they are at home.



Write.

1. _____, he is at school. (08:30)
2. _____, he is at home. (12:15)
3. _____, he has lunch. (15:00)

Lesson 6

They are at a wedding **on** Wednesday.

I go to bed **at** seven o'clock.

She has breakfast **in** the morning.

Complete the sentences.

1. I do my homework _____ the afternoon.
2. We have dinner _____ half past seven.
3. My birthday is _____ June.
4. They go to the pool _____ Sundays.

Unit 10

Lesson 2

There is some food.

There is a horse.

There are some elephants.



Circle the correct words.

- 1 There is / are a / some animals.
- 2 There is / are a / some food.
- 3 There is / are a / some flag.
- 4 There is / are a / some horse.
- 5 There is / are a / three elephants.

Lesson 6

How much water is there?

There is a lot. / There isn't any.

How many trees are there?

There are lots. / There aren't any.

Complete the sentences.

- 1 How _____ flowers _____ there?
_____ lots.
- 2 _____ children are
_____? There _____ any.
- 3 _____ leaves _____
_____? _____ are lots.
- 4 _____ ice _____
_____? _____ any.

Macmillan Education
4 Crinan Street, London N1 9XW
A division of Macmillan Publishers Limited

Companies and representatives throughout the world

Original ISBN 978-0-230-46644-9

ISBN 978-86-82302-14-8

Text © Cantabgilly Limited and Mary Charrington 2014

Adapted by Sue Clarke

Grammar Guide written by Sue Clarke

Design and illustration © Macmillan Publishers Limited 2014

The authors have asserted their rights to be identified as the authors of this work in accordance with the Copyright, Designs and Patents Act 1988.

Next Move is a registered trademark, property of Macmillan Publishers International Limited

This edition published by arrangement with New Age Publishing

This edition published 2023

First edition entitled 'Next Stop' published 2009 by Macmillan Publishers, S.A. de C.V.

All rights reserved; no part of this publication may be reproduced, stored in a retrieval system, transmitted in any form, or by any means, electronic, mechanical, photocopying, recording, or otherwise, without the prior written permission of the publishers.

Concept design by Macmillan Publishers Limited,
Ben Cracknell Studios and Deb Oatley at room9design
Page make-up by Ben Cracknell Studios and Deb Oatley at room9design

Illustrated by Gabriele Antonini (Advocate Art) pp9, 19, 29, 39, 49, 59, 69, 79, 89, 99; Fiona Gowen pp14, 18, 24, 29, 38, 44, 46, 49, 74, 78; Anna Hancock (Beehive) pp8, 18, 28, 38, 48, 58, 68, 78, 88, 98; David Hurtado pp8, 18, 21, 28, 34, 38, 38, 44, 48, 54, 58, 64, 68, 70, 78, 84, 88, 98, 105, 106, 107, 108, 109, 110; Gerald Kelly pp3, 4, 5, 6, 7, 11, 12, 13, 15, 17, 21, 22, 23, 25, 27, 31, 32, 33, 37, 41, 42, 43, 47, 51, 52, 53, 57, 61, 62, 63, 67, 71, 72, 73, 76, 77, 81, 82, 83, 87, 91, 92, 93, 97, 101, 102, 103; Rob McClurkan pp10, 16, 26, 30, 36, 40, 46, 50, 56, 60, 66, 70, 76, 80, 86, 90, 96, 100; Mark Ruffle (The Organisation) pp7, 14, 20, 21, 24, 31, 34, 37, 44, 51, 54, 57, 61, 64, 74, 84, 91, 94, 101, 104.

Cover design by Macmillan

Publishers Limited

Cover illustration by Pablo Scapinachis – Arquiplay

Cover photography by Alamy/Woodbridge Aviation Images (plane), Studio8 (child)

Picture research by Emily Taylor

Sponzor izrade udžbenika: Fondacija Alek Kavčič, SAD

Ministartstvo prosvete, nauke i tehnološkog razvoja Republike Srbije odobrilo je izdavanje i upotrebu ovog udžbenika u četvrtom razredu osnovne škole rešenjem broj: 650-02-00348/2022-07 od 16.9.2022.

The authors and publishers would like to thank the following for permission to reproduce their photographs:

Alamy/Arco Images GmbH p13(t), Alamy/Jon Arnold Images Ltd p35, Alamy/Kevin Foy p92(b), Alamy/Gemstone Images p43(boy), Alamy/Robert Harding Picture Library p63(bl), Alamy/Martin Harvey p62(c), Alamy/Hemis pp5, 83, Alamy/Imagebroker p102(c), Alamy/Images & Stories p103(b), Alamy/Look Die Bilderagentur der Fotografen GmbH p45, Alamy/Mediablitimages(uk) p23(t), Alamy/Kadar Meguedad p64, Alamy/Renee Morris p12(t), Alamy/Stock Connection Blue p13(c), Alamy/Travel Pictures p94, Alamy/World Pictures p103(t); **Corbis**/Ausloeser/Zefa p73(t), Corbis/Adie Bush p72(man), Corbis/Ralph A Clevenger p62(b), Corbis/David Cumming/Eye Ubiquitous p52(c), Corbis/Peter M Fisher p27(b); Corbis/Free Agents Limited p102(t), Corbis/KidStock/Blend Images p75, Corbis/John Gress/Reuters p84(br), Corbis/Frans Lemmens p92(c), Corbis/Ian Lishman/Juice Images p72(girl), Corbis/Helios Loo p32(t), Corbis/Chris Karges p72(boy), Corbis/MM Productions pp43(b), 73(c), Corbis/Picture Net p52(b), Corbis/Bertrand Rieger/Hemis p72(t), Corbis/Patrick Robert/Sigma p22(c), Corbis/Gavin Wickham/Eye Ubiquitous p52(t); **FLPA**/Mitsuaki Iwago/Minden Pictures p63(c), FLPA/Frans Lanting p15; **Getty**/AFP p25, Getty/Age fotostock p55, Getty/Walter Bibikow, Getty/James P Blair p53(b), Getty/Rob Brimson p93(t), Getty/Daniel J Cox p13(b), Getty/Flickr/Crawford A. Wilson III p52(t), Getty/David Deas p52(cr), Getty/Garry Gay pp22(b), 23(c, b), Getty/John Giustina p42(t), Getty/William J Hebert p62(t), Getty/Jon Kopaloff p82(t), Getty/Pascal Le Segretain p82(b), Getty/Eamonn McCormack p83(t), Getty/Joseph Sohm-Visions of America p32(b), Getty/WireImage p83(c), Getty/National Geographic/Stephen St John p33(c), Getty/Christopher Pillitz p27(t), Getty/Heath Robbins p12(b), Getty/David Sanger p33(b), Getty/Stockbyte pp33(t), 42(b); **Macmillan Publishers Ltd**/Paul Bricknell pp11, 13(boy), 33(girl), 37, 41, 53(b), 63(br), 66(bx3), 73(b), 81, 83(b), 90, 93(b), 97, 103(girl); **Plainpicture**/D Wein p22(t); **Robert Harding Picture Library** p102(b); **Superstock** p52(flag).

These materials may contain links for third party websites. We have no control over, and are not responsible for, the contents of such third party websites. Please use care when accessing them.

Recenzenti:

Valentina Živković OŠ "Vožd Karađorđe", Aleksinac
Marija Popović i Miljana Tasić, Supernova
Petar Stojaković OŠ "Nikola Tesla", Bačka Topola

CIP - Каталогизација у публикацији
Народна библиотека Србије, Београд
37.016:811.111(075.2)
КАНТ, Аманда

Следећи корак 4 : уџбеник за учење енглеског језика за четврти
разред основне школе : class book / Amanda Cant, Mary Charrington
; [illustrated by Gabriele Antonini ... [et al.]]. - Београд : New Age
Publishing, 2023 ([Zemun] : ["Birograf comp"]). - 110 стр. : илустр. ; 27 cm
На насл. стр.: Macmillan Next move. - Тираж 15.000.
ISBN 978-86-82302-14-8
1. Черинтон, Мери [autor]
COBISS.SR-ID 108719625