


MACMILLAN
**NEXT
MOVE**
**СЛЕДЕЩИ
КОРАК**



For the class audio scan
here or follow the link
<https://bit.ly/36AZODb>



Contents

Vocabulary

Grammar

Features

Unit 1

pages 4–11

*sit down, stand up, talk,
clean up, shout, run,
the alphabet*

*Don't shout!
Sit down, please.
How do you spell ...?*

Country: Canada
Spelling: ake
Values Project:
Make a *polite* sign

Unit 2

pages 12–19

*second, minute, hour,
morning, afternoon,
evening,
get up, have breakfast,
go to school, have lunch,
have dinner, go to sleep*

*What time is it?
It's ... o'clock.
I ... at ... o'clock.*

Country: Germany
Spelling: ime, ine
Values Project:
Make a planner

Unit 3

pages 20–27

*sheep, chicken, donkey,
duck, goat, cow,
ladybird, grasshopper,
caterpillar, mosquito,
butterfly, ant*

*This is a ...
That's a ...
These are ...
Those are ...
What's this / that?
It's a / an ...
What are these / those?
They're ...*

Country: Kenya
Spelling: one, ose
Values Project:
Take care of a clay animal

Unit 4

pages 28–35

*peppers, carrots, potatoes,
onions, beans, tomatoes,
biscuits, chips,
burgers, sandwiches, ice
lollies, pancakes*

*Do you like ...?
Yes, I do. / No, I don't.
I like ...
I don't like ...*

Country: Turkey
Spelling: une, oon
Values Project:
Make a *New Things* poster

Unit 5

pages 36–43

*play the guitar, speak
Vietnamese, climb a
tree, touch your toes, do
taekwondo, read a book,
fly, swim, hop, sing, walk,
ride a horse*

*Can you ...?
Yes, I can. / No, I can't.
I / He / She / They can ...
I / He / She / They can't ...*

Country: South Korea
Spelling: ea, ee
Values Project:
Make an *I can* collage





Vocabulary

Grammar

Features

Unit 6

pages 44–51

play football, watch TV, sing
karaoke, play computer
games, read books, play
board games, draw, make
models, listen to music,
dance, paint, do puzzles

What are you doing?
I'm ...-ing.
I'm not ...-ing.
He's / She's ...-ing.
He / She isn't ...-ing.

Country: Argentina
Spelling: ai, ay
Values Project:
Make a friendship bracelet

Unit 7

pages 52–59

house, castle, boat,
caravan, flat, cave,
ocean, desert, jungle,
woods, city, countryside

He / She / It lives in ...
Where do you live?
I live in ...

Country: Mongolia
Spelling: igh, y, ie
Values Project:
Make a *Welcome* sign

Unit 8

pages 60–67

piano, trumpet,
tambourine, violin, drums,
recorder,
Sunday, Monday, Tuesday,
Wednesday, Thursday,
Friday, Saturday

Do you play the ...?
Yes, I do. / No, I don't.
Does he / she ... on ...?
Yes, he / she does.
No, he / she doesn't.

Country: Australia
Spelling: oa, ow
Values Project:
Make a promise card

Unit 9

pages 68–75

plane, bus, helicopter,
car, train, motorbike,
Numbers: 10 – 100

I don't go to ... by ...
I go by ...
He / She doesn't go to ...
by ...
He / She goes by ...
How many ... are there?
There are ...

Country: Thailand
Spelling: ue, ew
Values Project:
Make a display

Unit 10

pages 76–83

shirt, trousers, skirt, shoes,
sweater, trainers,
long, short, big, small, old,
new

This is ... These are ...
He / She has ...

Country: Peru
Spelling: th, th
Values Project:
Make a sharing token

pages D1–D10

My Dictionary

page 95

page 97

**Progress Record
Templates**



1 Connect the words and pictures.

1 shout



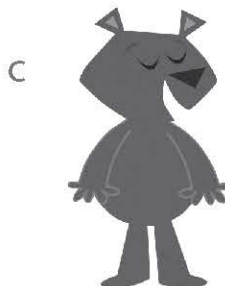
2 clean up

3 sit down



4 stand up

5 run

6 talk




2 Circle the one that's different. Then tick (✓).



run

☐

sit down

☐


shout


☐

talk


☐

1 Match the sentences and pictures.


a



b



c



1 Stand up, please.

2 Don't shout.


3 Don't sit down.

4 Run, please.


5 Don't talk.

6 Clean up, please.


e



d



f



2 Unscramble and write.

1 nleCa pu, sleeap

cleanup, p_____!

2 tDno klta

Dn' _____!

3 notD nur

Dn' _____n!

4 tSi wnod, epeals

St _____w_____, _____e!

1 Read. Then underline ake.



Jake has a cake.



Now Jake's cake is in the lake!

2 Write *ake*. Then connect.

1 There's a sn a k e.

2 J _____ has a c _____.

3 Now J _____'s c _____ is in the l _____!

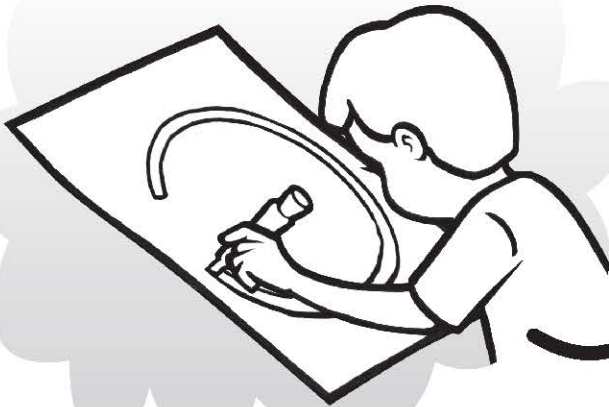




Make a *polite* sign

Be polite!

Draw a sign.



You need:



paper



markers

Draw a picture and
complete the sign.



Write the rule.



Make a display in your
classroom or school.



About Me

Are you polite at school and at home?

1 Circle the letters that sound similar.

1 B

D/O

4 G

Q/E

2 K

C/J

5 I

H/Y

3 V

B/W

6 P

C/R

2 Spell your name and your favourite animal.

N-i-k-i.
D-a-n-d-a.



3 Listen. Then write the letters in the correct colour.



G, J = red E, I = blue K, W, Y = green

A B C D _ F _
H _ _ _ L m n
O P Q R S T U V
_ X _ Z

1 Connect the words and pictures. Then spell.

1 chair

2 pencil

3 ruler

4 clock

5 eraser

6 desk

a



b




c



d



e



f



2 Complete the questions. Then write the answers.

1 How do you spell



?

e r a s e r

2 How do you _____



?

r u l e r

3 _____ do you spell



?

c a t

4 How do _____ spell



?

h o w

1 Match the questions and answers.

1 What's her favourite sport?

C

2 What's the national animal of Canada?

☐

3 What's her name?

☐

4 Is a beaver brown?

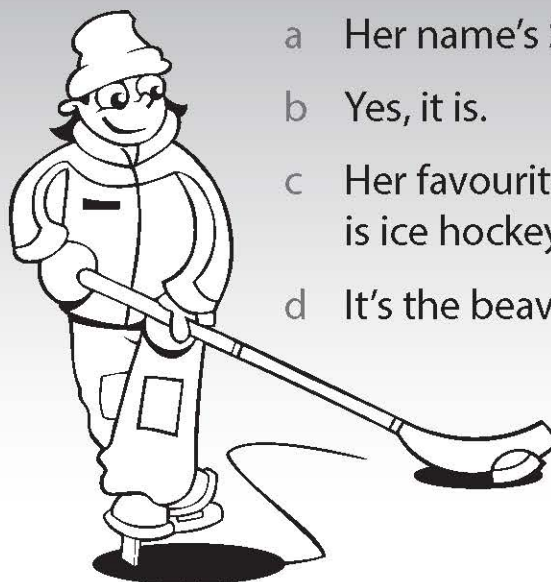

☐

a Her name's Sara.

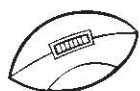
b Yes, it is.

c Her favourite sport is ice hockey.

d It's the beaver.



2 Now check your answers on page 12 of your Pupil's Book.

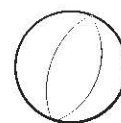
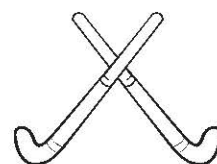
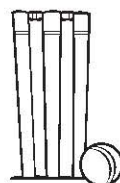
3 Draw a picture of you playing your national sport.
Then write.

Hi, I'm _____.

Look. I'm playing _____.

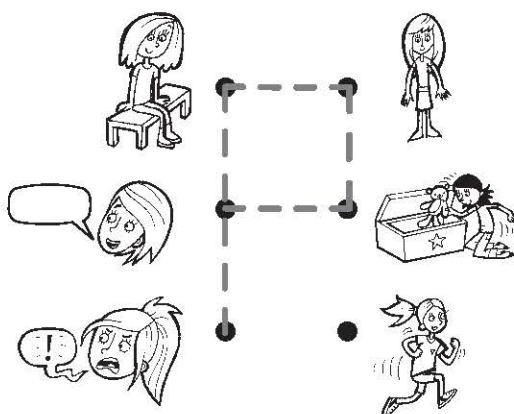
It's the national sport of _____.

Let's play, OK? It's fun!




Read and connect the dots. Then write the letter.


- 1 shout ... talk ... sit down ...
stand up ... clean up ... talk
What's the letter? p




- 2 talk ... shout ... run ...
stand up ... clean up
What's the letter? ____



- 3 shout ... clean up ... run ...
stand up ... shout ... talk ...
sit down
What's the letter? ____






- 4 stand up ... talk ... shout ...
sit down ... stand up ... run
What's the letter? ____




1 Match the words and pictures.

- 1 morning
- 2 afternoon
- 3 evening



2 Write. Then connect.


- 1 m____ut____
- 2 h____r
- 3 s____c____d




3 Read, add and circle.

- 1 ten seconds + three seconds = thirteen seconds / fifteen seconds
- 2 seven seconds – six seconds = thirteen seconds / one second
- 3 five hours + fourteen hours = eighteen hours / nineteen hours
- 4 eight minutes – two minutes = six minutes / ten minutes
- 5 twelve minutes + three minutes = nine minutes / fifteen minutes


1 Read and draw.




1 It's seven o'clock.



2 It's eleven o'clock.









3 It's five o'clock.




4 It's three o'clock.

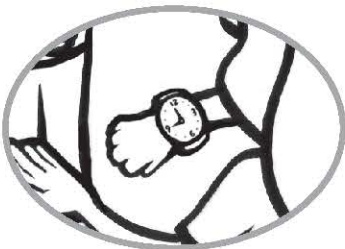
2 Read. Then draw for you.

1 You're at school.
What time is it?2 You're at the park.
What time is it?3 You're in bed.
What time is it?

1 Read. Then underline *ime* and *ine*.



2 Write *ime* and *ine*.



1 It's n_____ o'clock.

2 Do you have a d_____?



3 There's a l_____!




Make a diary

★ *Be on time!* ★

Fold three pieces of paper
to make a book.



Write the days of
the week.

**About Me**

Are you sometimes late? Why?

You need:


paper




pencils

Make a diary.

Write your name.



Complete your diary with times
and activities.



1 Write. Then match the phrases and pictures.

1 have break fast


2 hav___ __unch

3 g___ to sl___ __p

4 ha___e di___ne___

5 ___ __ to s___ __ool

6 ___et ___p



2 Write the numbers in the correct column.

1 sleep

4 breakfast

2 dinner

5 school

3 up

6 lunch

have ...	go to ...	get ...
	1	



3 Listen and circle.

1 I go to bed / get up and I have breakfast, / have dinner,
At the start of every day.

2 I go to sleep / go to school and I play, / have lunch,

3 I work / play and then I work. / play.

4 I have lunch / have dinner with my family. / teacher.

5 Then I have time to swim. / play.

6 I go to school / go to bed and I go to sleep. / go to the park.

It's a busy, busy day!




1 Read. Then look and tick (✓).



I get up at seven o'clock.

☒


I go to sleep at seven o'clock.

☐


I have breakfast at nine o'clock.

☐

I have breakfast at ten o'clock.

☐


I go to school at one o'clock.

☐

I have lunch at one o'clock.

☐


I go to sleep at eight o'clock.

☐

I go to sleep at six o'clock.


☐

2 Number the activities in the correct order for you.
Then write.

- a I have lunch at _____ o'clock.
- b I go to sleep at _____ o'clock.
- c I have breakfast at _____ o'clock.
- d I go to school at _____ o'clock.
- e I have dinner at _____ o'clock.
- f I get up at _____ o'clock.

☐
☐
☐
☐
☐
1

1 Read and circle *True* or *False*.



- 1 Black Forest cake is from Germany. True / False
- 2 Black Forest cake is a traditional chocolate cake. True / False
- 3 Black Forest cake has chocolate and bananas. True / False
- 4 The boy eats cake in the morning. True / False


2 Now check your answers on page 22 of your Pupil's Book.

3 Complete the chart for your country.

Activity	Germany	My Country:
have breakfast	seven o'clock	_____ o'clock
go to school	eight o'clock	_____ o'clock
have lunch	one o'clock	_____ o'clock
have dinner	seven o'clock	_____ o'clock
go to sleep	eight o'clock	_____ o'clock

1 Look at the pictures and tick (✓).
Then write the secret question.

- | | 1 | 2 |
|-----------------------|---------------------------------------|----------------------------|
| a It's eight o'clock. | <input checked="" type="checkbox"/> t | <input type="checkbox"/> k |
| b It's five o'clock. | <input type="checkbox"/> p | <input type="checkbox"/> w |
| c have breakfast | <input type="checkbox"/> o | <input type="checkbox"/> a |
| d get up | <input type="checkbox"/> o | <input type="checkbox"/> p |




- | | 1 | 2 |
|----------------|----------------------------|----------------------------|
| e go to sleep | <input type="checkbox"/> s | <input type="checkbox"/> c |
| f go to school | <input type="checkbox"/> l | <input type="checkbox"/> w |
| g talk | <input type="checkbox"/> j | <input type="checkbox"/> o |
| h have dinner | <input type="checkbox"/> r | <input type="checkbox"/> c |
| i clean up | <input type="checkbox"/> k | <input type="checkbox"/> v |

Is it _____


_____?



1 Look and tick (✓).




donkey ☐
duck ☒




chicken ☐
cow ☐




goat ☐
duck ☐



chicken ☐
sheep ☐




sheep ☐
cow ☐



chicken ☐
donkey ☐


2 Look and write.




1 It's a chicken.
2 It's a _____.
3 It's a _____.

4 It's a _____.
5 It's a _____.
6 It's a _____.


1 Look and connect.



This is _____ a duck.
That's



These are _____ cows.
Those are







This is _____ a goat.
That's





These are _____ chickens.
Those are

2 Read. Then circle and write.

1 This is a  . + This is a  .
= These are goats .

2 This is a  . + This is a  .
= These are _____ .


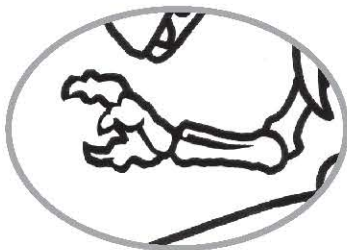
3 That's a  . + That's a  .
= Those are _____ .

1 Read. Then underline one and ose.



2 Write *one* or *ose*.

1 Th_____ are
b_____s.



2 Th_____ are
st_____s.

3 Look at that
n_____!




Take care of a clay animal

★ Be responsible! ★

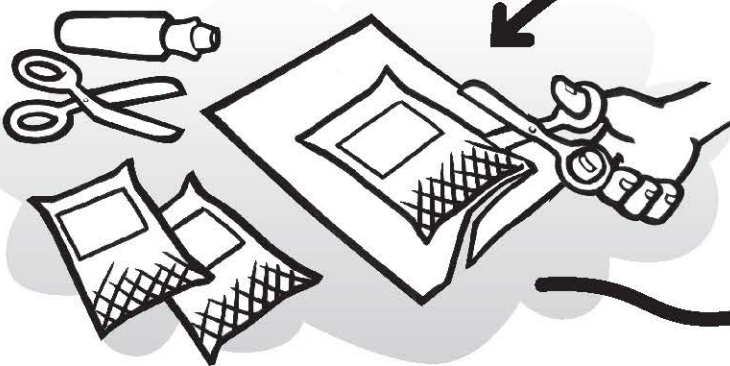
Make a clay farm animal.




Make a home for your animal.



Draw and cut out some food.



Take care of your animal.



About Me

What responsibilities do you have at school and at home?

1 Match the words and pictures.

1 ant

3 grasshopper

5 butterfly

2 mosquito

4 ladybird

6 caterpillar

a





b

c

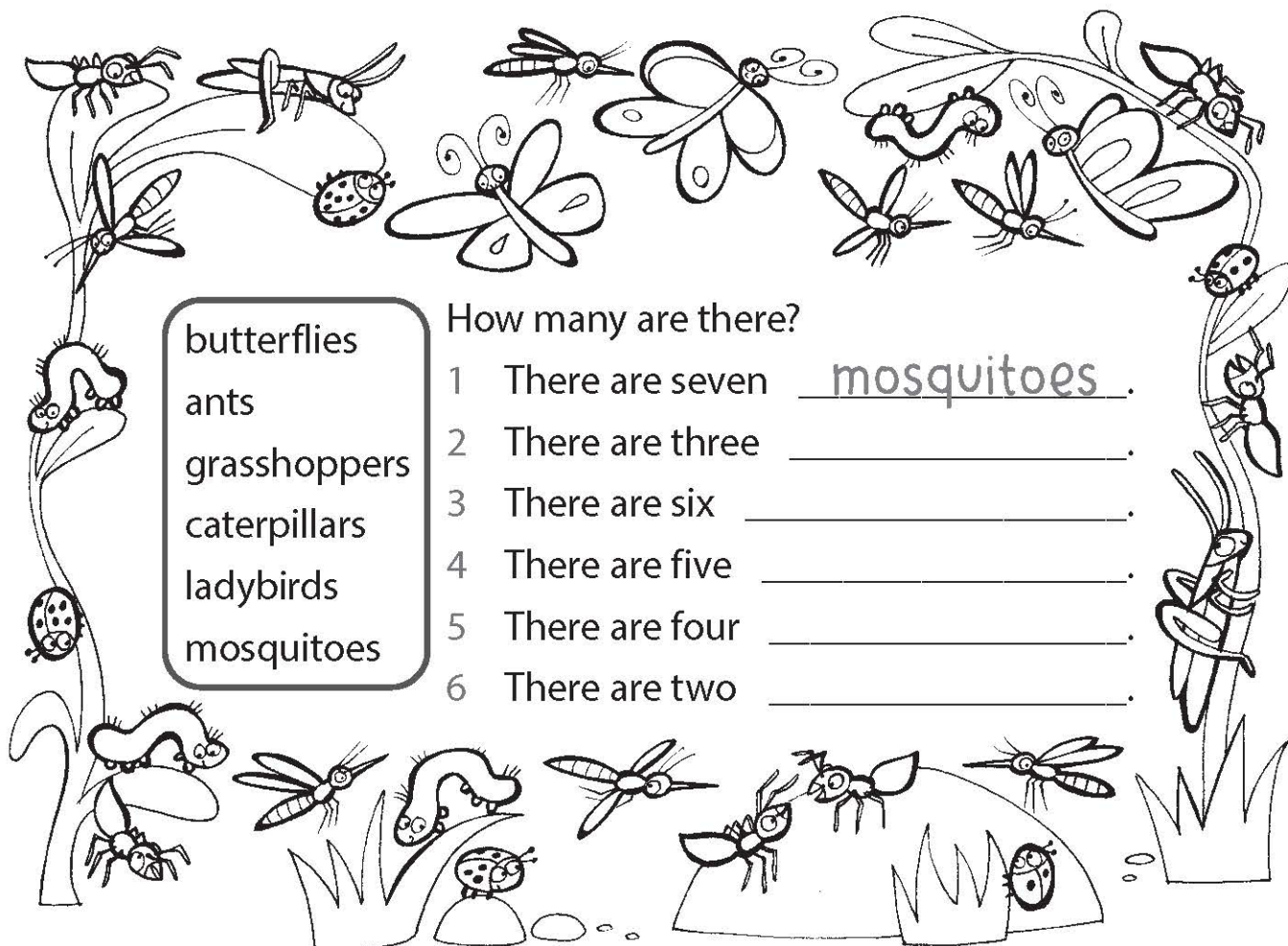
d

e

f



2 Count and write.



butterflies

ants

grasshoppers

caterpillars

ladybirds

mosquitoes

How many are there?

1 There are seven mosquitoes.

2 There are three _____.

3 There are six _____.





4 There are five _____.

5 There are four _____.

6 There are two _____.

1 Look and write.

It's a They're this that these those


What's this?
It's a ladybird.

What are _____?
_____ caterpillars.

What are _____?
_____ ants.

What's _____?
_____ grasshopper.





2 Listen and connect.

What are these? What are these?

- 1 They're green grasshoppers.
What are those? What are those?
- 2 They're curly caterpillars.


What's that? What's that?

- 3 It's a shiny black cat.
And what's this? Ooh! Ouch! Stop! Oh, no!
- 4 It's an itchy, ouchy, itchy, ouchy mosquito!



1 Read. Then write and circle.


flamingos giraffes zebras



1 What are these? They're zebras.

2 Are they brown and grey?


Yes, they are. / No, they aren't.



3 What are these? They're _____.

4 Are they birds?

Yes, they are. / No, they aren't.




5 What are these? They're _____.

6 Do they have long necks?

Yes, they do. / No, they don't.

2 Colour the spaces with a dot. Then circle and write.





What's this? / What are these?

It's a / They're giraffe / zebras.



They're / It's from _____.

Complete the puzzles.

Puzzle a

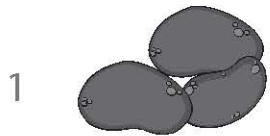


Puzzle b

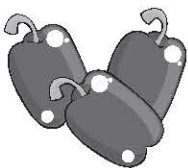
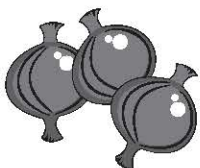





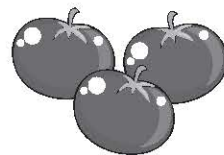
1 Find and circle the words. Then write.




potatoes



p	o	t	a	t	o	e	s
e	h	o	s	o	c	o	e
p	n	m	i	w	s	n	p
b	e	a	n	s	s	i	c
u	r	t	k	p	o	o	a
m	e	o	t	l	r	n	r
t	s	e	e	d	q	s	r
t	e	s	a	l	a	y	o
f	e	b	i	r	c	v	t
b	p	e	p	p	e	r	s



2 Look and write.



1 These are potatoes.

2 Those _____.

3 _____.

4 _____.

5 _____.

6 _____.

1 Write the questions. Then look and circle the answers.

1 Do you like bananas?

Do you like _____?



Yes, I do. / No, I don't.

2 Do you like tomatoes?

_____?



Yes, I do. / No, I don't.

3 Do you like beans?

_____?



Yes, I do. / No, I don't.

4 Do you like apples?

_____?



Yes, I do. / No, I don't.

2 Read and write the answers for you.

1 Do you like peppers? _____.

Yes, I do No, I don't

2 Do you like beans? _____.


3 Do you like potatoes? _____.

4 Do you like onions? _____.

5 Do you like tomatoes? _____.

6 Do you like carrots? _____.



1 Read. Then underline une and oon.



2 Write *une* or *oon*.

1 Good aftern_____,
Miss M_____.

3 Do you like my t_____,
Miss M_____?




2 They're sp_____s.

Make a New Things poster

★ Try new things!

Choose the foods you want to try.



Draw or glue pictures of the foods you want to try.



You need:



magazines



paper



marker



scissors



glue



pencils

Write: **New things to try this week.**



Take the poster home.

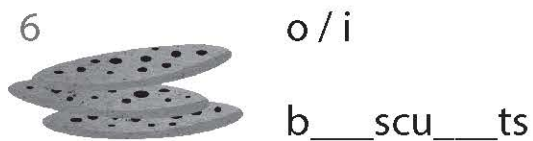
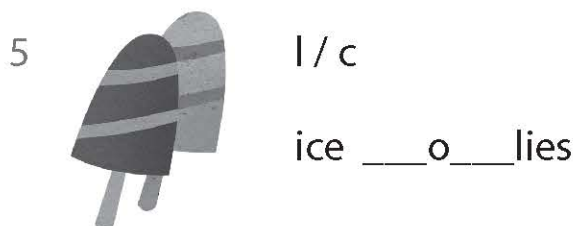
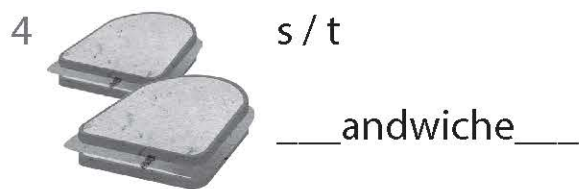
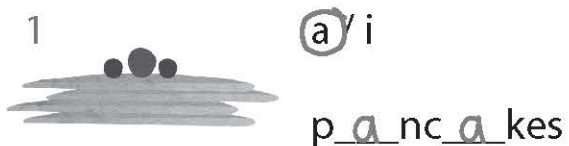
Mmm ... delicious!











About Me

Why is it good to try new things?

1 Circle the missing letter. Then write.



2 Look at Activity 1. Write the snacks in the order that you like them.

		1 _____	
		2 _____	
		3 _____	
		4 _____	
		5 _____	
		6 _____	

1 Look and write.

I like I don't like

1



carrots.

2



pancakes.

3



ice lollies.

4



burgers.



2 Listen and write. Then connect.

1 Do you like
burgers?

2 Do you like
__n__s?

3 Do you like everything?

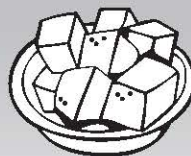
a No, I don't. No, I don't.
I don't like spiders
and I don't like snakes!

b Yes, I do. Yes, I do.
I like b__r_____
with __io__.

c Yes, I do. Yes, I do.
I like __a__a_____
with hot p____c_____.

1 Match the questions and answers.

1 What's Turkish Delight?

☐

a No, he isn't.

2 Is Mehmet's dad a teacher?

☐

b No, he doesn't.

3 Does he have pancakes on his stand?


☐

c Yes, he does.

4 Does he have peppers?

☐

d It's a sweet.

2 Now check your answers
on page 42 of your Pupil's Book.

3 Draw vegetables from your country. Then write.

potatoes

carrots

peppers

onions


beans

tomatoes

These are

I like

I don't like



1

2

3

4

1 These are potatoes. I like potatoes.

2 _____.

3 _____.

4 _____.

1 Look and tick (✓) the things in the picture.


potatoes ☒

peppers ☐

carrots ☐

sandwiches ☐

ice lollies ☐

pancakes ☐

chickens ☐

cows ☐

ducks ☐

onions ☐

goats ☐

tomatoes ☐

2 Look at Activity 1. Complete the chart for you.

I like ... 😊	I don't like ... ☹️
potatoes	

1 Match the words and pictures. Then write.

1 climb a tree


3 play the guitar

5 touch your toes

2 speak Vietnamese

4 do taekwondo

6 read a book



climb a tree


2 Write and colour the correct squares to complete the chart.

		a	b	c	d	e	f
		Vietnamese	the guitar	a book		taekwondo	your toes
1	do						
2	climb						
3	read						
4							
5	touch						
6							


1 Read. Then look and write.

Yes, I can No, I can't


1 Can you touch your toes?




2 Can you climb a tree?



3 Can you play the guitar?



4 Can you read a book?



2 Complete the questions. Then tick (✓) for you.

1 Can you touch your toes?

2 _____ speak Vietnamese?

3 _____ play the guitar?

4 _____ climb a tree?

Yes, I can.

No, I can't.

☐☐☐☐☐☐☐☐

1 Read. Then underline ea and ee.

1

Repeat after me.



In the morning, I go to school. I like my teacher.

2



I have lunch under a tree.

3



I go home at three o'clock in the afternoon.

2 Write ea or ee.




1 I like my t____cher.
"Rep____t after me."

2 I have lunch under
a tr____.



3 I go home at
thr____ o'clock.



Make an I can collage

★ ★ ★ Be positive!

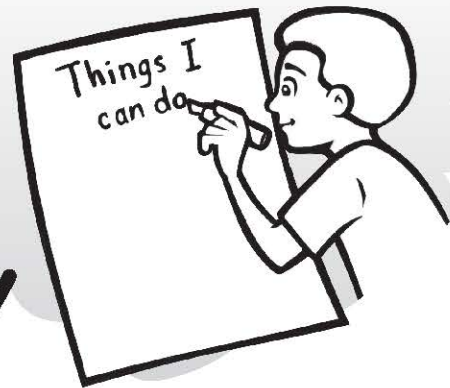
Cut out pictures of things you can do.



Glue your pictures.
Display the collage on the wall.



Write: **Things I can do.**



Ask a friend: **What can you do?**



About Me

What can you do without asking adults for help?



1 Circle the words and write. Then connect.

1 lkwalkakl = w a l k


2 hpohophp = _____

3 misswimi = _____

4 deridedir a orhhorsese = _____

5 lyffly = _____

6 ngssingisg = _____



2 Read. Then look and write.

Yes, I can No, I can't

1


Can you fly?



Yes, I can.

2


Can you hop?



_____.

3

Can you walk?



_____.

4


Can you climb?



_____.

1 Read and circle *True* or *False*. Correct the false sentences.


1



Goats can't run. True / False

Goats can run.


2



Chickens can't swim. True / False

_____.


3



Cows can hop. True / False

_____.

4



Sheep can walk. True / False

_____.



2 Listen, read and connect in the correct order.

I can speak
Vietnamese,

But I can't, no, I
can't,

I just can't
fly!

I can do
taekwondo.

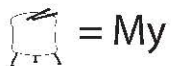
I can swim,
I can hop,

I can jump
up high.

I can touch
my big toe.

I can play
the guitar,

1 Write the words. Then complete the answer.



= My



= is



= your



= favourite



= What's

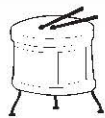


= festival



What's

?



2 Read and write the answers.

Yes, they can No, they can't

At your favourite festival ...

- 1 can people dance?
- 2 can they play the guitar?
- 3 can they play drums?
- 4 can they eat special food?
- 5 can they sing traditional songs?

_____.

_____.

_____.

_____.

_____.

1 Look at the pictures and tick (✓).
Then write the secret question.

	1	2
a touch their toes	<input checked="" type="checkbox"/> s	<input type="checkbox"/> x
b fly kites	<input type="checkbox"/> v	<input type="checkbox"/> p
c read a book	<input type="checkbox"/> e	<input type="checkbox"/> y
d hop	<input type="checkbox"/> a	<input type="checkbox"/> o
e ride a horse	<input type="checkbox"/> j	<input type="checkbox"/> k
f climb a tree	<input type="checkbox"/> R	<input type="checkbox"/> E



	1	2
g sing	<input type="checkbox"/> n	<input type="checkbox"/> p
h walk	<input type="checkbox"/> q	<input type="checkbox"/> g
i dance	<input type="checkbox"/> l	<input type="checkbox"/> m
j play the guitar	<input type="checkbox"/> i	<input type="checkbox"/> e
k swim	<input type="checkbox"/> g	<input type="checkbox"/> s
l do taekwondo	<input type="checkbox"/> z	<input type="checkbox"/> h

Can you s _ _ _ _ _
_ _ _ _ _ ?



1 Connect the pictures. Then write.



1 play football

4 _____

2 _____

5 _____

3 _____

6 _____

2 Write sentences for you.

1 play / don't play I _____ board games every day.

2 sing / don't sing I _____ karaoke every day.

3 play / don't play I _____ football every day.

4 read / don't read I _____ books every day.

5 watch / don't watch I _____ TV every day.

6 play / don't play I _____ computer games every day.



1 Unscramble the words.




reading I'm book

I'm reading a book



not I'm computer a playing game



football not I'm playing



karaoke singing I'm

2 Read. Then look and write for you.

What are you doing?

I'm I'm not

1 _____ playing football



2 _____ watching _____



3 _____ reading _____



4 _____ playing the _____



5 _____ speaking _____



1 Read. Then underline ai and ay.



2 Write ai or ay.

1 It's r____ny tod____.
Come and pl____!



2 I don't like r____ny
d____s.

3 I like pl____ing
with my tr____n.



Make a friendship bracelet

★ Value your friends! ★

You need:



strips of
fabric



safety pin


Tie three strips of fabric
in a knot at one end.




Pin the fabric strips to your
trousers and plait them.



Tie a knot in the other end.



Exchange bracelets with a friend.



About Me

What special things do you do for your friends?

1 Match the words and pictures. Then write.

1 listen to music



3 draw

5 dance

2 paint

4 do puzzles

6 make models



listen to music

2 Look and circle *True* or *False*. Correct the false sentences.



1 I'm listening to music.

True / False

I'm painting

2 I'm painting.

True / False

3 I'm making models.

True / False

4 I'm dancing.

True / False

1 Look and connect.

1



She's _____ listening to music.
She isn't

2



He's _____ playing football.
He isn't

3



She's _____ swimming.
She isn't

4



He's _____ reading.
He isn't



2 Listen and circle.

1 He's playing football at school. / reading books at school.

2 She's swimming in the pool. / reading books at school.

Because they are playing with friends.

They are playing with friends.



3 She isn't climbing a tree. / speaking Vietnamese.

4 He isn't climbing a tree. / watching TV.

1 Read and circle *True* or *False*.

1. Roberto is ten years old.
2. He's from Cordoba.
3. He's got black hair.
4. He hasn't got a brother.
5. His pet's name is Pedro.
6. His favourite sport isn't football.

True / False

True / False

True / False

True / False

True / False

True / False



2 Now check your answers on page 62 of your Pupil's Book.

3 Read and write the answers.

Yes, they do No, they don't

Do people in your country ...

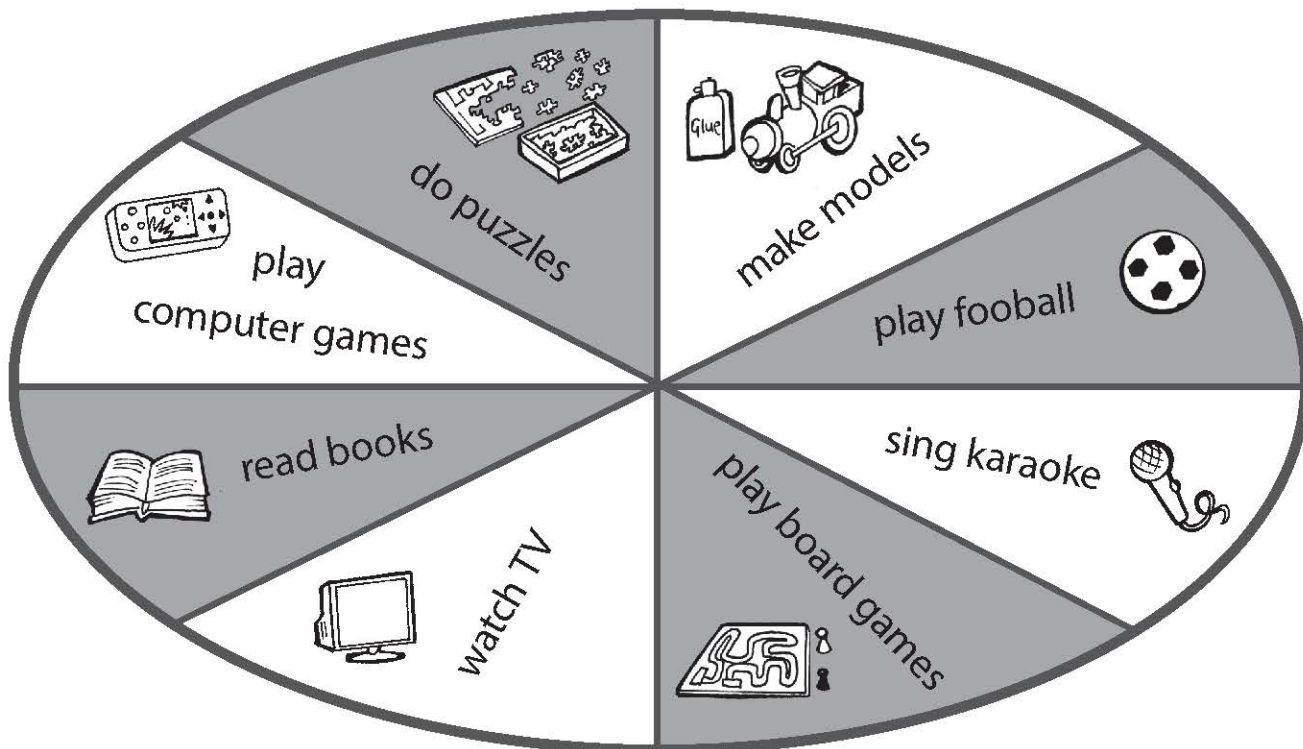
- 1 like watching football on TV? _____.
- 2 like dancing the tango? _____.
- 3 like listening to music? _____.
- 4 like playing football? _____.
- 5 like reading books? _____.
- 6 like doing taekwondo? _____.

1 Find and circle the words.

puzzles models football TV karaoke
computer games books board games


b	e	b	o	a	r	d	g	a	m	e	s	p	m	v
o	h	f	o	o	t	b	a	l	l	v	a	i	t	v
o	n	i	m	o	d	e	l	s	p	u	a	s	l	y
k	h	a	m	e	k	p	u	z	z	l	e	s	o	z
s	r	c	o	m	p	u	t	e	r	g	a	m	e	s
r	k	a	r	a	o	k	e	u	p	m	o	c	p	o

2 Play a miming game. Throw a coin onto a space.
Mime the action for a friend to guess.







1 Write. Then look and circle.



f _ l _ a _ t _




_ _ _ _ _ a _ a _



c _ _ _ _ le



_ _ _ _ _ v _




b _ _ _ _ _



_ _ o _ s _


2 Look and write.



1 This is my _ _ _ _ _.




2 _ _ _ _ _.



3 _ _ _ _ _.

1 Read and follow the paths.

1 She lives in a caravan. 2 It lives in a house. 3 He lives in a boat.



2 Circle. Then draw and write.

1 He / She

castle / caravan

2 He / She

boat / house



_____ lives in a _____.




_____ lives in a _____.

1 Read. Then underline *igh*, *y* and *ie*.



2 Write *igh*, *y* or *ie*.



1 Mmm ...
Apple p_____!

2 This p_____ can
fl_____ h_____
in the sk_____!



3 Stop! That's m_____
p_____.

Make a *Welcome* sign

★ Welcome people!
★

Write: **Welcome to**
my _____!

You need:



paper



pencils



marker


Draw your house.



Hang the poster in your house.



Write visitors' names
on your sign.




About Me

How do you welcome people when they visit your house?

1 Look and write.

jungle city countryside ocean woods desert



1 desert

3 _____

5 _____

2 _____


4 _____


6 _____

2 Look and circle.

1  It lives in the desert. / city.

2 It lives in the city. / jungle.




3  It lives in the countryside. / ocean.

4 It lives in the ocean. / woods.




1 Read. Then look and write.


1 Where do you live?




2 Where do you live?



3 Where do you live?



4 Where do you live?



2 Listen and write. Then tick (✓).

1 Where do you live _____?

I live in the desert.

The _____! The _____!

The sizzling, fizzling _____!



2 _____?

I live in the _____.

The _____! The _____!

The splishy, splashy _____!



3 _____?

I live in the _____.

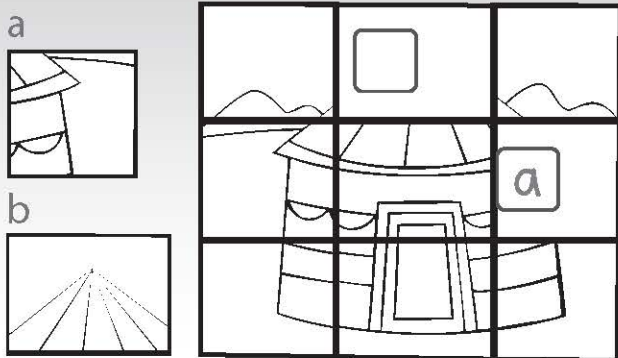
The _____! The _____!

The busy, whizzy _____!



- 1 Match the pieces to the puzzle. Then read and tick (✓) the correct sentences.

Puzzle 1



- 1 In Mongolia, lots of people live in castles. ☐
- 2 In Mongolia, lots of people live in tents. ☒

Puzzle 2




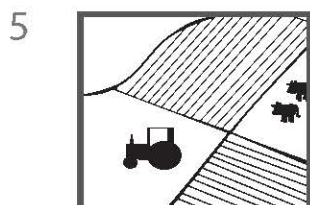
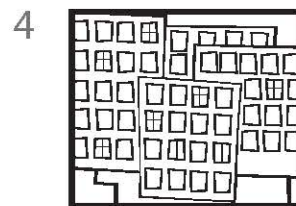

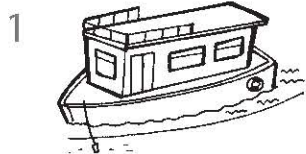
- 3 In Mongolia, people ride horses. ☐
- 4 In Mongolia, people ride camels. ☐

- 2 Read and write the answers for you.

Yes, I do No, I don't Yes, I can No, I can't

- 1 Do you live in a yurt? _____.
- 2 Do you live in a flat? _____.
- 3 Do you live in a house? _____.
- 4 Do you like horses? _____.
- 5 Can you ride a horse? _____.
- 6 Can you ride a bike? _____.

Complete the puzzle. Then use the extra word to complete Bubba's sentence.



2 h

3

4 c

5

8

n

6

7

9


10 d

6

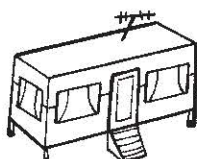
7



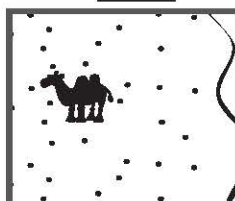
8



9



10



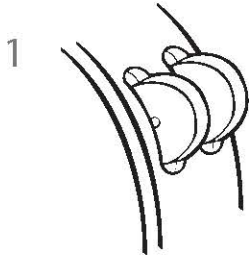
Where do you live?

I live in the _____

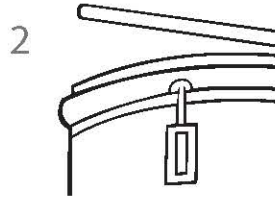



1 Look and write.

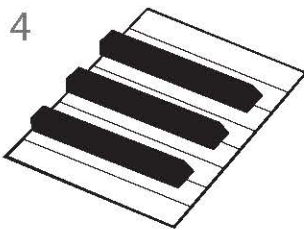
violin recorder piano drums trumpet tambourine

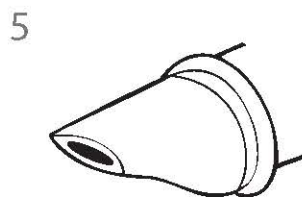



tambourine












2 Circle the words. Then write the words in the correct column for you.

recorder drums violin tambourine trumpet piano

I can play the ...	I can't play the ...

1 Look. Then read and tick (✓).



Yes, I do.

No, I don't.

1 Do you play the tambourine?

☒
☐

2 Do you play the piano?

☐
☐

3 Do you play the drums?

☐
☐

4 Do you play the trumpet?

☐
☐

5 Do you play the violin?

☐
☐

2 Complete the questions. Then write the answers for you.

① Do you play computer games? _____.

② _____ play football? _____.

③ _____ play the piano? _____.

④ _____ play the trumpet? _____.

⑤ _____ play board games? _____.

⑥ _____ play with dolls? _____.

⑦ _____ play with robots? _____.

1 Read and colour. Then underline oa and ow.



Milly the goat has a yellow boat.

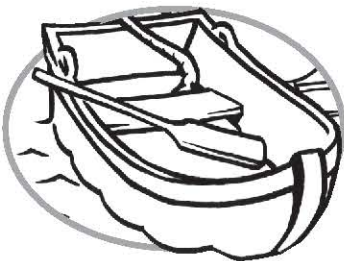


Milly the goat has a yellow coat.



Milly rows her yellow boat in her yellow coat!

2 Write *oa* or *ow*.



1 Milly the g____t has a yell____ b____t.

2 A yell____ c____t.




3 Milly r____s her yell____ b____t.

Make a promise card

★ Help your friends!

You need:



Write: **I play** _____.


Find someone to help.



Make a promise card.



Help your friend!



About Me

How do you help your family at home?

1 Connect in the correct order.

Sunday Saturday Thursday
Wednesday Monday Tuesday Friday

2 Write the days. Then complete the diary for you.

I ...

go to school
go to the park
go to the mall
sing
do puzzles
draw
read books
watch TV
listen to music

1	Su_nday	
2	M__nd__y	I go to school.
3	T__ _sday	
4	Wed__ _ _day	
5	Th__ _ _day	
6	Fr__da__	
7	S__t__rd__y	

3 Look at Activity 2 and write the answers.

Yes, I do

No, I don't

- Do you go to school on Sundays? _____.
- Do you draw on Wednesdays? _____.
- Do you watch TV on Tuesdays? _____.

1 Look. Then read and write.


Yes, he does No, he doesn't



Monday



Tuesday



Wednesday



Thursday



Friday



Saturday



Sunday

- 1 Does he read books on Mondays?
- 2 Does he play computer games on Tuesdays?
- 3 Does he ride his bike on Thursdays?
- 4 Does he play the violin on Fridays?
- 5 Does he play the piano on Saturdays?
- 6 Does he paint on Sundays?

No, he doesn't.

_____.

_____.

_____.

_____.

_____.

_____.



2 Listen and complete the chart for the girl in the song.



Day	Activity
Monday	1 play football
Tuesday	2
Wednesday	3
Thursday	4
Friday	5



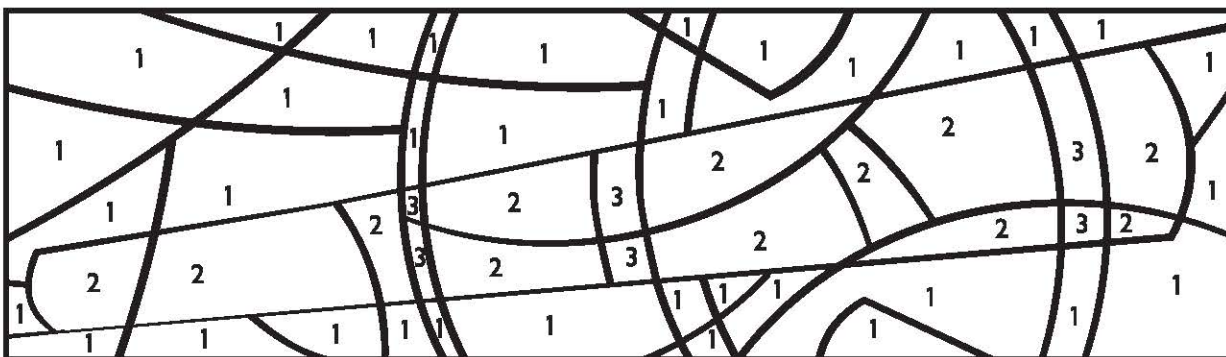
- 1 Look at page 82 of your Pupil's Book. Circle the mistakes in Bahloo's diary. Then write the correct activities.

DAY	ACTIVITY
Monday	draw pictures
Tuesday	play music
Wednesday	play music
Thursday	draw pictures
Friday	play computer games
Saturday	make models and sing
Sunday	make models and paint

ACTIVITY
play music

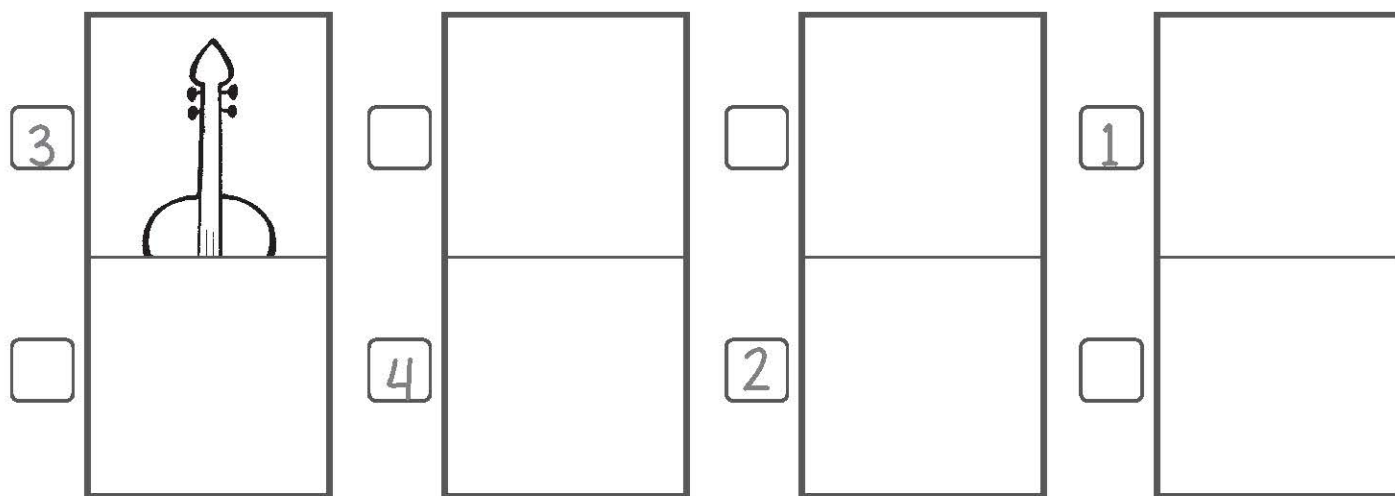
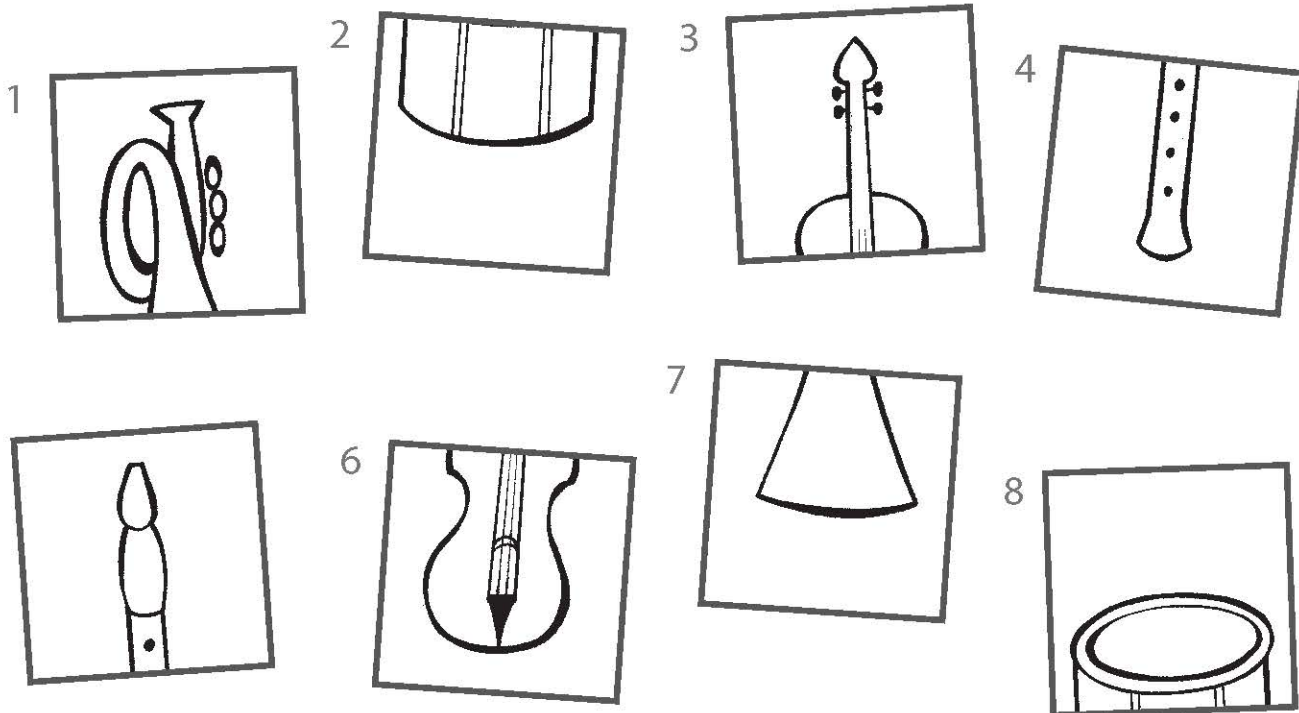
- 2 Use the key to colour the picture. Then circle the correct answer.

1 = orange 2 = blue 3 = yellow



This is a trumpet / didgeridoo.

Write the number and draw. Then read and write.




a It's a violin.

b It's a _____.

c It's a _____.

d It's a _____.

1 Match the sentences to the picture. Then colour.



1 There's a red bus.

☒ e

4 There's an orange train.

☐

2 There's a blue car.

☐

5 There's a white plane.

☐

3 There's a green helicopter.

☐

6 There's a grey motorbike.

☐

2 Find and write.

1 prehcleito

_____ helicopter _____

2 tirna






3 ubs

4 rotboemki

5 rca

6 napple

1 Read and match. Then circle the pictures using the correct colour.



1 = red 2 = yellow 3 = blue 4 = green 5 = purple 6 = brown

- | | |
|--|--------------------------------------|
| 1 He doesn't go to the mall by car. | 5 He goes to school by bike. |
| 2 She goes to the cinema by bus. | 6 He goes to the mountains by train. |
| 3 She doesn't go to the beach by helicopter. | |
| 4 She doesn't go to school by bike. | |

2 Write.

1 I go to school by car.

2 I don't go to school by bus.

3 He goes to school by train.

4 She doesn't go to school by bike.



I go to school by car.

_____.

_____.

_____.

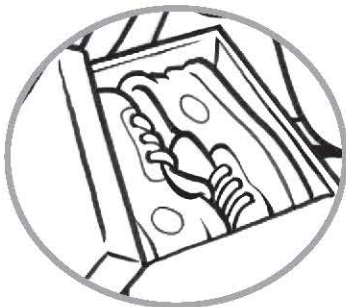
1 Read. Then underline ue and ew.



Sue has new blue shoes.

2 Write *ue* or *ew*.

1 Sue has n_____
bl_____ shoes.



2 I don't like the
bl_____ shoes.

3 A box and some gl_____.
Look! A n_____ house
for my doll!



Make a display

Care for the environment!

You need:



paper



markers




pencils

Draw pictures of the environment.



Draw pictures of vehicles that are bad for the environment.



Draw pictures of vehicles that are good for the environment.



Make a class display.



About Me

What can you do to care for the environment?


1 Read. Then write the numbers.

- | | | | |
|-----------------------------|-------------------|--------------------|-------------------|
| a <u>100</u>
one hundred | d _____
twenty | g _____
ten | j _____
thirty |
| b _____
forty | e _____
fifty | h _____
seventy | |
| c _____
sixty | f _____
eighty | i _____
ninety | |

2 Read. Then add and write.

- | |
|-----------------------------------|
| 1 <u>Thirty</u> and ten is forty. |
| 2 _____ and twenty is seventy. |
| 3 _____ and fifty is eighty. |
| 4 _____ and thirty is ninety. |
| 5 _____ and ten is one hundred. |

3 Read and connect the dots. Then write.



fifty ... ten ... thirty ... ninety ... forty ... twenty ... one hundred ...

sixty ... eighty ... seventy

It's a _____.

1 Complete the questions. Then write the answers for you.

1 How many books are there in your backpack?

There are _____.

2 _____ pencils are there in your pencil case?

_____.

3 _____ pens are there in your pencil case?

_____.

4 _____ children are there in your classroom?

_____.

5 _____ chairs are there in your classroom?

_____.

6 _____ pages are there in this book?

_____.



2 Listen and circle. Then write.

How many apples are there in the picnic box?

1 There are forty / fifty and twelve, / two,

That makes forty-two ...

How many sandwiches are there in the picnic box?

2 There are twelve / twenty and six, / seven,

That makes _____ ...

How many biscuits are there in the picnic box?

3 There are thirty / fifty and three, / five,

That makes _____ ...



1 Tick (✓) the true sentences. Then write a postcard.

1 Bangkok is in Thailand.




3 There are castles.



2 There are lots of cars
and buses.



4 Some people go to
work by river taxi.



Dear _____,

I'm in Bangkok!

Bangkok is in Thailand.

From _____

12 Liverpool Street
London
UK

2 Write the words. Then draw for you.



= school



go



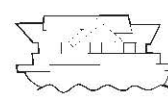
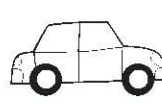
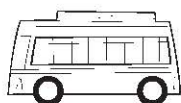
= by



to



=



Add and write the number. Then complete the puzzle.


a $22 + 17 = \underline{39} =$



b $13 + 48 = \underline{\quad} =$



c $82 + 11 = \underline{\quad} =$



d $17 + 17 = \underline{\quad} =$




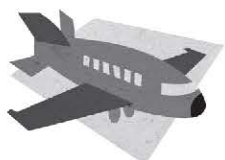
e $25 + 27 = \underline{\quad} =$



f $51 + 25 = \underline{\quad} =$

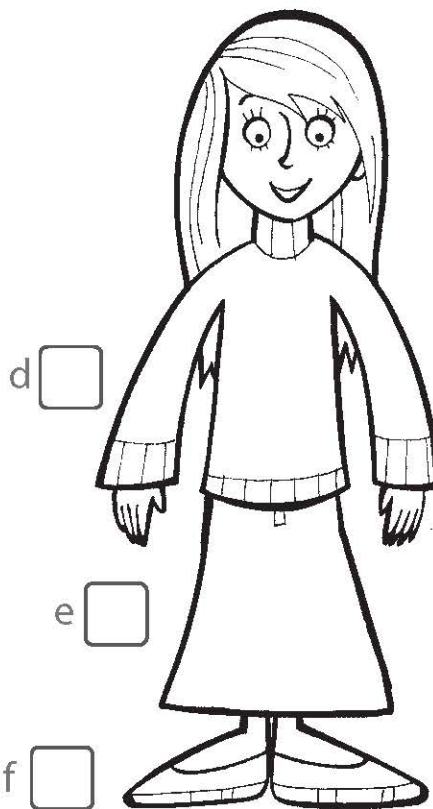



g $22 + 26 = \underline{\quad} =$





- 1 Unscramble the words to make sentences. Then match the sentences to the picture and colour.



- 1 grey They're trousers
- 2 trainers They're blue
- 3 a red shirt It's
- 4 skirt It's pink a
- 5 a It's green sweater
- 6 orange They're shoes

They're grey trousers.


- 2 Find and write.

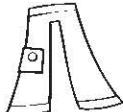
- 1 sseoh _____
- 2 nretsiar _____

- 3 tksri _____
- 4 ursertos _____

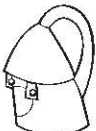
1 Look and write.

shoes
backpack
trousers
hat
sweater



1  These are Hannah's trousers.

2  This is _____.

3  This is _____.

4  This is _____.

5  These are _____.

2 Look at Activity 1. Draw and write.



1 _____ Ben's
_____.



2 _____ Hannah's
_____.

1 Read. Then underline th in red or in blue.

1



Hello! This is my family.
Do you like our clothes?

2



This is my mother
and this is my father.

3



And these are my
three brothers.

2 Write *th* in red or in blue.

1 _____ is my family.
Do you like our
clo_____es?



2 This is my mo_____er and
this is my fa_____er.

3 And _____ese
are my _____ree
bro_____ers.



Make a sharing token

Share with
family and friends!

You need:



paper




pencils



scissors

Draw a circle.

Draw your favourite toy.




Write: **You can share**

my _____.

Cut out the circle.

Give the sharing token to
someone in your family.



You can share my
plane today.

Thank you!



About Me

What do you share with your friends at school?

1 Look and tick (✓).



It's a

☒

big

☒

shirt.

They're a

☐

small

☐

2



It's a

☐

big

☐

shirt.

They're a

☐

small

☐

3



It's a

☐

long

☐

skirt.

They're a

☐

short

☐

4



It's a

☐

long

☐

skirt.


They're a

☐

short

☐

5



It's a

☐

old

☐

shoes.


They're

☐

new

☐

6



It's a

☐

old

☐

shoes.

They're


☐

new

☐

2 Look and write.

1



It's an _____.


2




They're _____.

1 Look and connect.


1



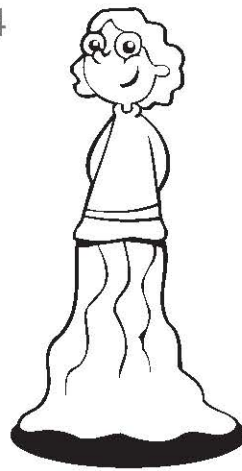
2



3



4



1

He has

short

sweater.

2

She has

a long

trousers.

3

He has

a small

hat.

4


She has

a big

skirt.



2

Listen and circle.
Then write.


1

new / old

shirt / skirt

I have a new shirt.

2

new / old

shirt / skirt

She has an _____.

3

small / big

trainers / shoes

He has _____.

4

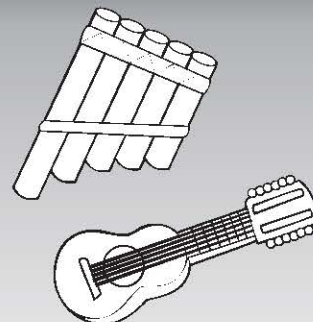
small / big

trainers / shoes

I have _____.

1 Read and circle *True* or *False*.

- | | |
|-----------------------------------|--------------|
| 1 Pan pipes are short and long. | True / False |
| 2 Guitars from Peru are big. | True / False |
| 3 Pan pipes are from South Korea. | True / False |



2 Now check your answers on page 102 of your Pupil's Book.

3 Read and colour. Then write the answers for you.



Rosa has a big, black hat. She has a long, black and red skirt.

- 1 Do you have a black hat?
_____.
- 2 Do you have a long skirt?
_____.



Xavi has a small, brown hat. He has old, blue trousers.

- 3 Do you have a brown hat?
_____.
- 4 Do you have blue trousers?
_____.

Look and tick (✓) the things in the picture.



big hats ☒

small hats ☐

backpacks ☐

sweaters ☐

trainers ☐

shoes ☐

guitars ☐

short skirts ☐

long skirts ☐

a long river ☐

big mountains ☐

shirts ☐

My Dictionary



How to Make Your Dictionary

Open your *Macmillan Next Move Workbook* at the *My Dictionary* section.




Cut out the *My Dictionary* pages after all the units are completed.




Complete the *My Dictionary* pages for the unit.

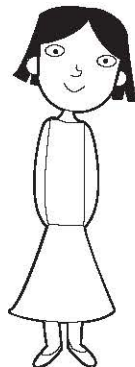



Keep the pages in a folder and label it *My Dictionary*. Use it to review your *Macmillan Next Move* vocabulary!



Page 4 Look and write.

















Page 8 Number the objects in alphabetical order.

A B C D E F G H I J K L M
n o p q r s t u v w x y z

elephant ☐ desk ☐ rabbit ☐ farmer ☐ mouth ☐
zoo ☐ lake ☐ watermelon ☐ apple ☐ bedroom ☐



Page 12 Look and write.



Page 16 Write the activities in the order you do them.
Then connect.

1 get up


2 _____

3 _____

4 _____


5 _____


6 _____







Page 20 Write and draw.

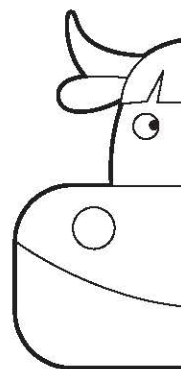














Page 24 Look and circle.


ladybird




grasshopper




caterpillar




butterfly



ant




mosquito







Page 28 Read and draw.




potatoes




beans




onions



peppers



tomatoes



carrots

Page 32 Write. Then use the colour key to circle the words in alphabetical order.

1 = red 2 = yellow 3 = blue 4 = green 5 = pink 6 = brown



___ancakes



___andwiches



___hips



___ce lollies



___urgers



___ananas





Page 36 Write. Then connect.

cl__m__ a tr__


sp__ Vietn__ese

__ay the g__tar


__o t__ekw__n__o

t__ch yo__oes

r__d a b__



Page 40 Connect the letters. Then write and match.



w o d k — 1

h a i g 2

s l l m 3

r i p 4

f i n e 5


s w y 6

walk



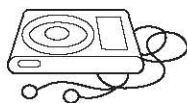


Page 44 Draw the missing objects. Then write.




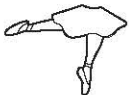
Page 48 Cross out (X) the one that's different.
Then write.

1

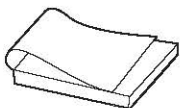


listen to music

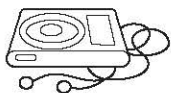
2



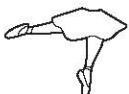
3



4



5




6







Page 52 Read and draw.




castle




house




caravan



cave



boat



flat

Page 56 Write. Then connect.

c _____


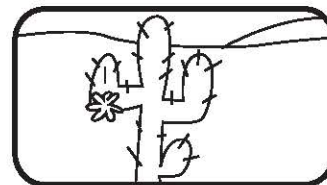


_____le

w _____

_____oun _____


_____rt

_____c _____

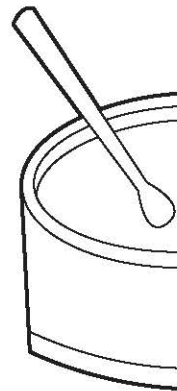
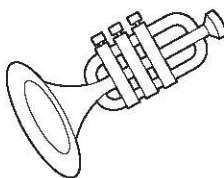




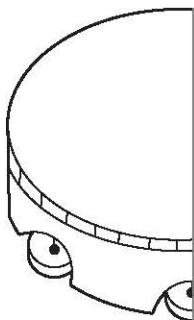
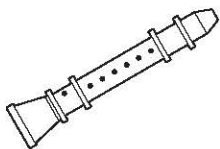
Page 60 Draw and write.




piano



drum



tambourine



Page 64 Find and write.


- 1 yauSnd _____
- 2 nodMay _____
- 3 dTuasye _____
- 4 yeesaWddn _____

- 5 dhTsauyr _____
- 6 ardiyF _____
- 7 aaStudry _____







Page 68 Read and draw.




motorbike




bus




train



helicopter



car



plane

Page 72 Look and write.

20

___nty

30

___ty

40

f___ty

50

___ity

60

six___

70

s___v___n___

80

e___h___

90

n___e___



100

one _____






Page 76 Look and write.



Page 80 Connect the opposites. Then write.



big





long



small



old





Sledeći korak 3

Progress Record



Read and circle.

**Unit
1**

Country: Canada / Peru

Don't stand down / up. Please, sit down / up.

**Unit
2**

Country: Mongolia / Germany

I get up at eight o'clock in the morning / at night.

**Unit
3**

Country: South Korea / Kenya

What are this / those? It's / They're ladybirds.

**Unit
4**

Country: Thailand / Turkey

Do you like sandwiches? Yes, I do / don't.

**Unit
5**

Country: South Korea / Kenya

I can speak English but I can / can't fly.

**Unit
6**

Country: Argentina / Australia

He like / likes singing but he doesn't like / likes dancing.

**Unit
7**

Country: Germany / Mongolia

I live / lives in the city. She live / lives in the countryside.

**Unit
8**

Country: Argentina / Australia

Do / Does he play the drums? No, he does / doesn't.

**Unit
9**


Country: Thailand / Turkey

How many apple / apples are there? There are one / three.

**Unit
10**

Country: Peru / Canada

This / These are Maria's shoes.










Sledeći korak ...

Level 3!



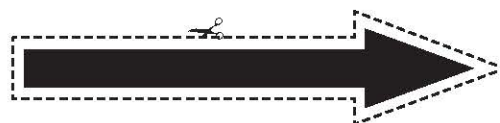
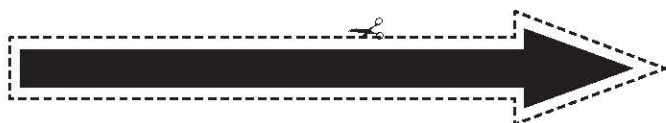

The Alphabet Puzzle

 B  D  F G H I
 J  L  N O P Q R
 S T U V W X  Z







What time is it?







It's a / an



These are



Those are







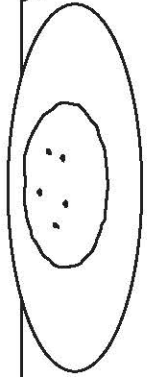
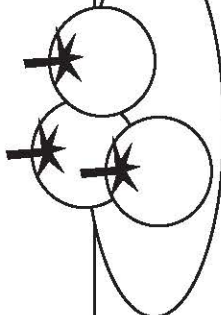
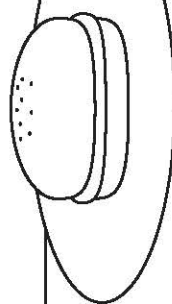
Name

How do you spell ... ?

rmahurebg

smatoteo

koocie



This is a

These are

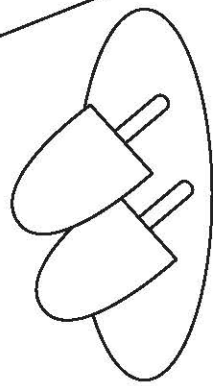
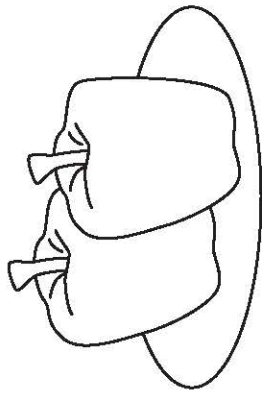
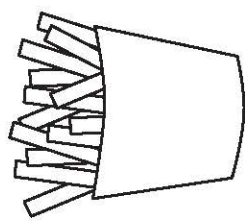
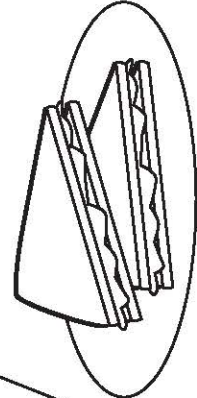
This is a

shinwaceds

freshcriefn

prepsep

spiceop





These are

These are


These are

These are





Can you ... ?



Name

.....


Name

.....

Can you?

.....


.....



Can you?

.....

.....



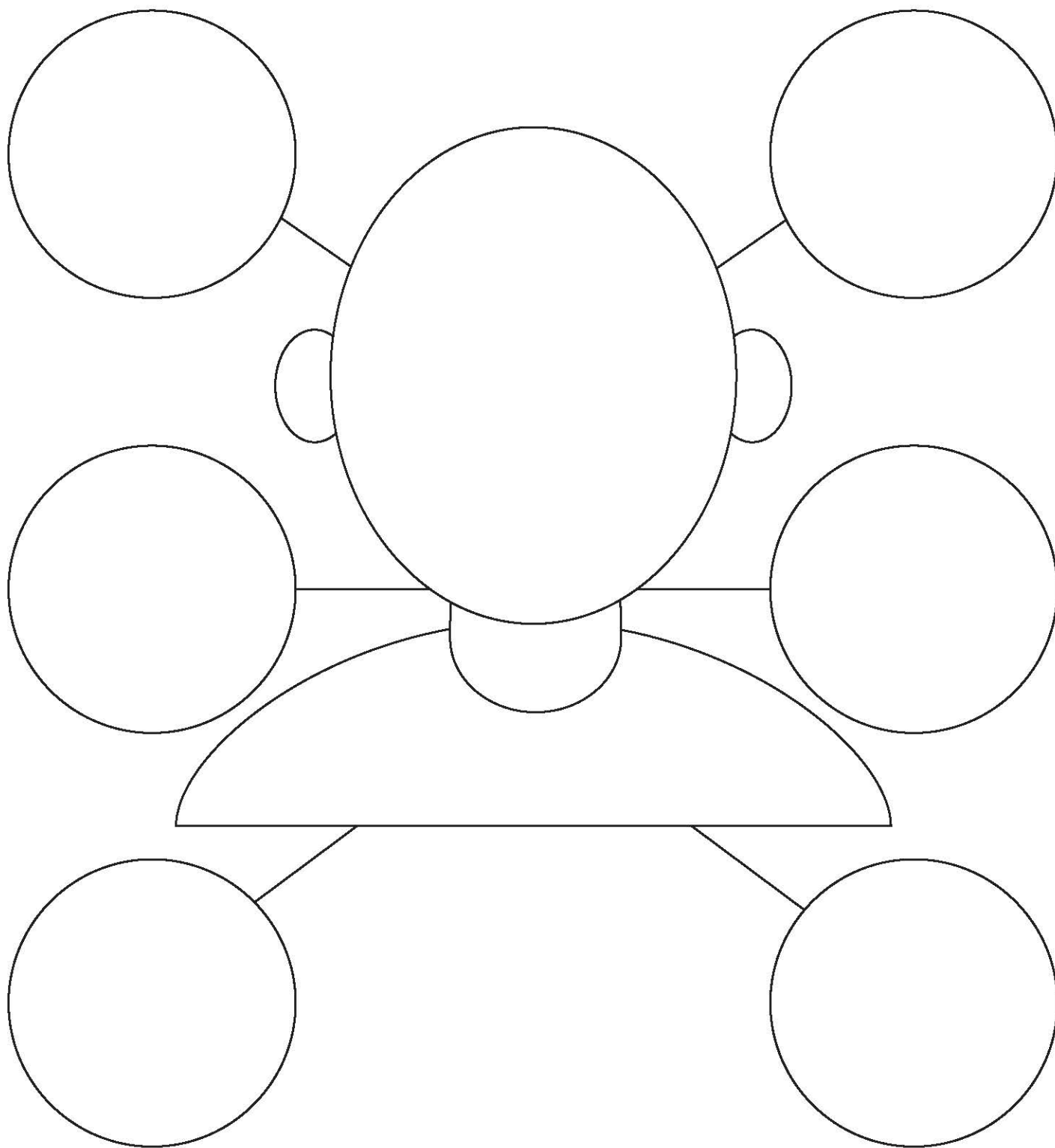
Can you?

.....

.....



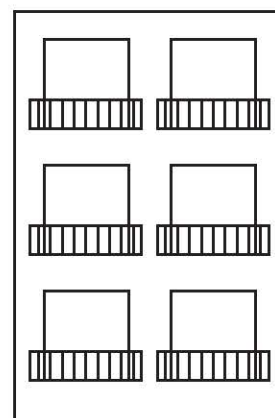

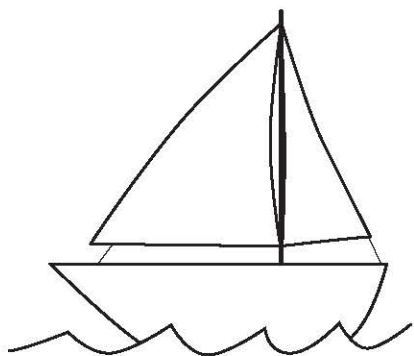

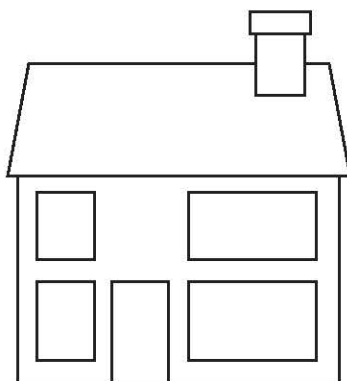



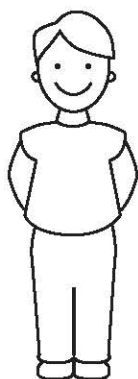

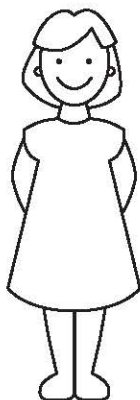





I like	I like	I like
I like	I like	I like






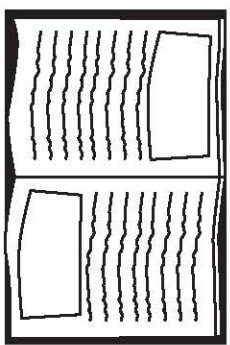
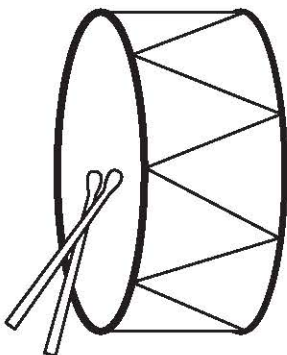
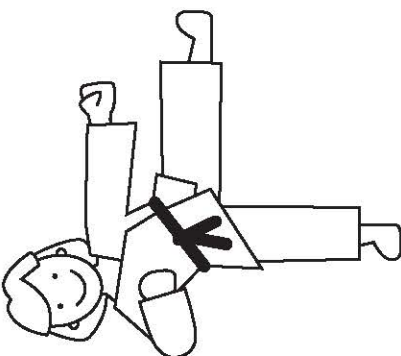
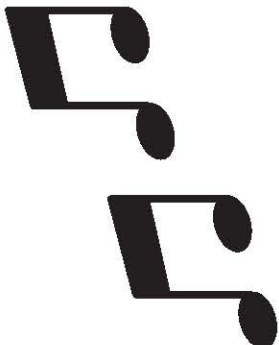









A Fun Days Chart


Monday	Tuesday	Wednesday	Thursday
			
Friday	Saturday	Sunday	
			




How Many ...?



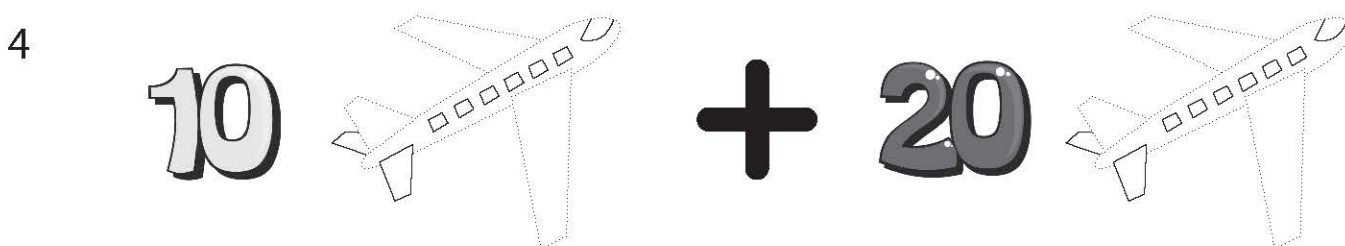
There are bikes.



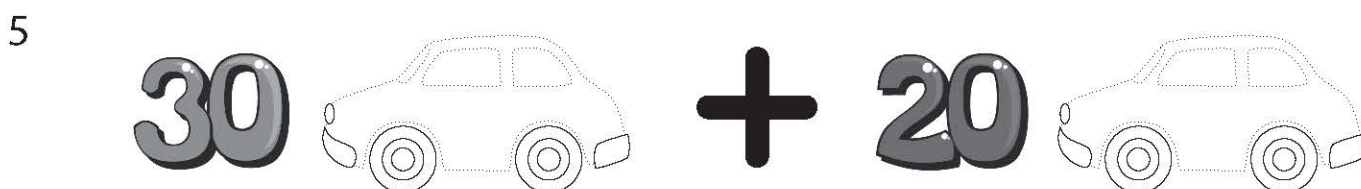
There are motorcycles.



There are helicopters.



There are airplanes.



There are cars.






Our Clothes

old skirt
small sweater
new shoes

long shirt
short pants
big sneakers



Macmillan Education
4 Crinan Street, London N1 9XW
A division of Macmillan Publishers Limited

Companies and representatives throughout the world

Original ISBN 978-0-230-46637-1

Text © Cantabgilly Limited 2014
Adapted by Viv Lambert
Design and illustration © Macmillan Publishers Limited 2014

The author has asserted her right to be identified as the author of this work in accordance with the Copyright, Designs and Patents Act 1988.

Next Move is a registered trademark, property of Macmillan Publishers International Limited

This edition published by arrangement with New Age Publishing.

This edition published 2022

First edition entitled 'Next Stop' published 2009 by Macmillan Publishers, S.A. de C.V.

First published 2013

All rights reserved; no part of this publication may be reproduced, stored in a retrieval system, transmitted in any form, or by any means, electronic, mechanical, photocopying, recording, or otherwise, without the prior written permission of the publishers.

Concept design by Macmillan Publishers Limited and Mo Choy Design Limited

Page make-up by Mo Choy Design Limited

Illustrated by David Harrington: pp6, 7, 14, 15, 22, 23, 30, 38, 39, 46, 47, 54, 55, 62, 63, 70, 71, 78, 79, 84; John Haslam: pp60, D1, D2, D3, D6, D8; Andrew Painter (Lemonade Illustration): pp8, 10, 17, 18, 19, 26, 28, 34, 42, 43, 50, 58, 66, 74, 82; Jim Peacock (Beehive Illustration): pp5, 10, 13, 18, 21, 24, 25, 26, 32, 34, 37, 41, 42, 45, 48, 49, 50, 56, 58, 69, 72, 74, 77, 81, 82; Melanie Sharpe (Sylvie Poggio Artists Agency): pp4, 12, 19, 20, 24, 27, 29, 33, 34, 35, 40, 44, 48, 49, 51, 52, 53, 56, 57, 61, 65, 68, 76, 80, 83, D6, D7.

Cover design by Macmillan Publishers Limited

Cover illustrations by Pablo Scapinachs–Arquiplay

Cover photography by Alamy/Woodbridge Aviation Images (plane), Studio8 (child)

These materials may contain links to third party websites. We have no control over and are not responsible for, the contents of such third party websites. Please use care when accessing them.

Printed and bound in Serbia 2022

Sponzor izrade udžbenika: Fondacija Alek Kavčič, SAD

Ministarstvo prosvete, nauke i tehnološkog razvoja Republike Srbije odobrilo je izdavanje i upotrebu ovog udžbenika u trećem razredu osnovne škole rešenjem broj 650-02-00157/2022-07 od 23.6.2022.

ISBN: 978-86-82302-09-4

Recenzenti:

Valentina Živković OŠ "Vožd Karađorđe", Aleksinac

Marija Popović i Miljana Tasić

Petar Stojaković

CIP - Каталогизација у публикацији
Народна библиотека Србије, Београд

37.016:811.111(075.2)(076)

КАНТ, Аманда

Следећи корак 3 : workbook / Amanda Cant ; [illustrated by David Harrington ...[et al.]].

- Београд : New Age Publishing, 2022 ([Београд] : ["Дунав"]). - 115 стр. : илустр. ; 27 cm

Тираж 15.000. - На насл стр.: Macmillan Next move.

ISBN 978-86-82302-09-4

COBISS.SR-ID 75739657