



ЗАВОД ЗА УЏБЕНИКЕ – БЕОГРАД

Зорана Ненезић  
Љубинка Симидријевић

**ЕНГЛЕСКИ ЈЕЗИК**  
ЗА 3. РАЗРЕД ОСНОВНЕ ШКОЛЕ

3

**EASY**

# CONTENTS



TOPICS/TITLES	LEXICAL AREAS	LANGUAGE	FUNCTION/SKILLS
<b>REVISION</b> <i>Let's talk and play</i> Lessons 1 – 6 p.4	Selected vocabulary from Easy 2 Introducing the ABC	<i>Good morning! Hello! Hi! My name is... Stand up! Sit down! Show me..! Count ..! Is it a...? Yes, it is. No, it isn't. Do you....? How old...? What is ...?Who is...?</i>	Getting to know and greeting friends. Responding to commands. Asking and answering short questions. Copying, listening to and singing the ABC.
<b>SCHOOL</b> Unit 1 <i>Learning to write</i> p.8	The ABC. Names. Greetings. Colours. Classroom furniture Classroom objects	<i>What's this? A book. A red pen. Is it a ...? Yes, it is. No, it isn't. What's your/ his / her name? The alphabet song.</i>	Getting to know people. Identifying colours and classroom objects. Asking questions and giving short answers. Listening, singing, role-play. Writing letters and short words.
<b>SCHOOL</b> Unit 2 <i>Let's count and play</i> p.12	Numbers 1-20 Age. People at school Classroom activities	<i>Count the.... One, ... twenty. How old ...? What are you? How many....? What are you doing?</i>	Counting people/objects. Talking about current activities. Listening, singing, role-play. Reading/writing short sentences
<b>SCHOOL</b> Unit 3 <i>What time is English?</i> p.16	The time School subjects Timetables	<i>What time is it? It's .. I'm sorry I'm late. Art is at two o'clock. Do you like ...? Does s/he like...?</i>	Telling the time. Expressing polite excuses Identifying school subjects and timetables. Talking about likes and dislikes. Listening/ role-play/reading/ writing.
<b>SCHOOL</b> Unit 4 <i>School friends</i> p.20	Days in a week Playground Facial features Maths homework	<i>What day is it today? It's Monday. What are you doing? We are jumping. I have blue eyes and fair hair. Two plus ....Ten minus .....Four times two is</i>	Talking about days, school subjects and playground and classroom activities. Describing people. Listening/ role-play/reading/ writing.
<b>TEST PRACTICE</b> p.24	<b>REVISION OF UNITS 1 - 4</b>		
<b>FAMILY &amp; HOME</b> Unit 5 <i>Together at home</i> p.26	Numbers 30-100 Family members Jobs, Furniture House and rooms	<i>Thirty, forty...a hundred. This is Jill's mother. She is an architect. It's upstairs/downstairs/on the left/right. It's <b>in</b> the room/ <b>on</b> the table/<b>under</b> the bed. I wash my hands in the bathroom.</i>	Counting from 30 – 100. Naming family members and jobs. Talking about rooms and usual house activities. Asking questions and giving short answers. Listening/ role-play/reading/writing.
<b>FAMILY &amp; HOME</b> Unit 6 <i>It's December!</i> p.30	Months/Birthdays Christmas/New Year Greetings Winter sports	<i>January, February,.. When is your birthday? Happy birthday! Merry Christmas! Happy New Year! Here you are. Thank you. It's snowing. He has a sledge. He is sledging.</i>	Naming months. Congratulating festivals. Talking about celebrations. Using polite expressions. Talking about winter activities. Listening/ role-play/reading/ writing.
<b>FAMILY &amp; HOME</b> Unit 7 <i>Morning to night</i> p.34	Morning at home Afternoon at home Evening at home; A telephone call In the kitchen	<i>Good morning /afternoon / evening /night! I get up at 7 o'clock. A spoon, a plate...Set the table, please! What's your phone number? Super! Can she come? No, she can't.</i>	Connecting time and usual family activities. Naming cutlery and crockery. Asking for permission. Giving orders. Expressing pleasure. Making phone calls Listening/ role-play/reading/ writing.
<b>FAMILY &amp; HOME</b> Unit 8 <i>I'm hungry!</i> p.38	Food Meals Sweets and shopping A story - A surprise party	<i>Vegetables, fruit...breakfast, lunch ... I'm thirsty...hungry... tired. I can .... - Wow! I don't like.... We all love... Can I have...? Yes, here you are. Thank you. Can I help you? Yes, please.</i>	Naming food and meals. Expressing sensations, surprise, ability, likes and dislikes. Buying things. Offering help. Listening/ role-play/reading/ writing.
<b>TEST PRACTICE</b> p.42	<b>REVISION OF UNITS 5 – 8</b>		








TOPICS/TITLES	LEXICAL AREAS	LANGUAGE	FUNCTION/SKILLS
<b>FUN</b> Unit 9 <b>Dressing up</b> p.44	Big/ small clothes New/old clothes Summer/winter clothes Parts of the body	<i>I'm wearing a skirt. It's too long/big /small... I 'm wearing trainers. They are old/new Put on/Take off your... I'm cold. I'm hot. I have ten toes... two arms...two legs...</i>	Naming and describing clothes. Expressing sensations of cold and heat. Naming parts of the body. Listening/ role-play/reading/ writing.
<b>FUN</b> Unit 10 <b>Playing at home</b> p.48	Indoor games /Toys Computer games Easter activities Seasons	<i>How many... have you got? Whose car is that? This is my .. That is Jill's... Let's play...Can I watch? Don't talk! Easter eggs...chocolate bunnies! Where is...? in /on /under /behind Spring, summer.... It's warm in spring.</i>	Naming toys. Talking about possession. Suggesting an activity. Asking for permission. Talking about Easter activities. Naming seasons and weather conditions. Listening/ role-play/reading/ writing.
<b>FUN</b> Unit 11 <b>Playing in the park</b> p.52	Objects in the park Playing in the park Activities The weather	<i>Let's play! What can you see? a seesaw, a swing... What are you doing? Can you help me? We can teach you. What's the weather like? It's snowing/cold ..</i>	Suggesting an activity. Asking for and offering help. Naming activities and objects in the park. Talking about the weather. Listening/ role-play/reading/ writing.
<b>FUN</b> Unit 12 <b>Let's have fun!</b> p.56	Watching TV Cinema and films Sports A story – At the Circus	<i>I like sports/ cartoons/ films on TV. What's on? They are watching a funny film. What's your favourite sport? Tennis, rowing... He's the best footballer. He is fast/slow. The clowns are wearing funny clothes.</i>	Talking about TV /cinema/films. Describing current activities. Naming sports and talking about sports. Listening to and talking about the story. Listening/ role-play/reading/ writing.
<b>TEST PRACTICE</b> p.60	<b>REVISION OF UNITS 9 - 12</b>		
<b>ANIMALS &amp; PLACES</b> Unit 13 <b>We like animals!</b> p.62	Pet animals Farm animals Zoo animals Animal world	<i>Buddy is Jill's pet. A dog, a cat, a bird... There are chickens, sheep... on the farm Lions, giraffes, elephants are wild animals. Where does a lion live?In the jungle.</i>	Naming and describing pet/farm/wild animals. Describing a farm/a Zoo. Identifying places where animals live. Listening/ role-play/reading/ writing.
<b>ANIMALS &amp; PLACES</b> Unit 14 <b>Where do you live?</b> p.66	A village A farm A town A big city-London	<i>There is ...There are... Excuse me! Where is...? It's near / far from / Thank you. You're welcome. Where do you live? What's your address?.</i>	Describing a village/ farm/town/ city. Naming institutions in a town. Asking for and giving direction and addresses. Using polite expressions. Listening/ role-play/reading/ writing.
<b>ANIMALS &amp; PLACES</b> Unit 15 <b>This is my street</b> p.70	Streets and shops Traffic signs Public transport A family weekend	<i>There is a book shop, a shoe shop... in this street. The red light is on. Be careful! Let's .. A car, a bus, a double decker. Let's cross the street. How do you go to school? I walk to school. Where do you go at weekends?</i>	Identifying shops and traffic signs, Naming means of transport and commuting. Expressing warnings. Talking about weekend activities. Listening/ role-play/reading/ writing.
<b>ANIMALS&amp;PLACES</b> Unit 16 <b>Going on holiday</b> p.74	Summer holidays In the village At the seaside A story - Going to the mountains	<i>Where are you going on holiday? I'm going .... by plane/by train/bus/car They are fishing!! S/he is swimming ... Ouch! I'm afraid/not afraid of..! Who wants some juice?</i>	Talking about holiday plans, travelling, and summer activities. Expressing sudden pain and fear. Making offers. Listening to and talking about the story. Listening/ role-play/reading/ writing.
<b>TEST PRACTICE</b> p.78	<b>REVISION OF UNITS 13 – 16</b>		
<b>Goodbye!</b>	<b>Farewell</b>	<b>Have a nice holiday! Have fun!</b>	<b>Saying goodbye.</b>







# Let's talk and play!




**A**




**B**



**C**



**D**









**E**




**F**




**G**



**H**









## Unit 1

### Learning to write

Here you can study and read about:

- › the English alphabet
- › greeting people
- › classroom objects

## Unit 2

### Let's count and play!

Here you can study and read about:

- › numbers from 1 – 20
- › the number of objects in the classroom
- › classroom activities

# School

## Unit 3

### What time is English?

Here you can study and read about:

- › telling the time
- › polite excuses
- › school subjects and timetables.

## Unit 4

### School friends

Here you can study and read about:

- › days in a week
- › playground activities
- › parts of the face





## Learning to write



LISTEN AND SING



A, B, C, D, E, F, G,  
H, I, J, K, L, M, N,  
O, P, Q, R, S, T,  
U, V, W, X, Y, Z.  
That's the English  
Alphabet!  
That's the English  
Alphabet!

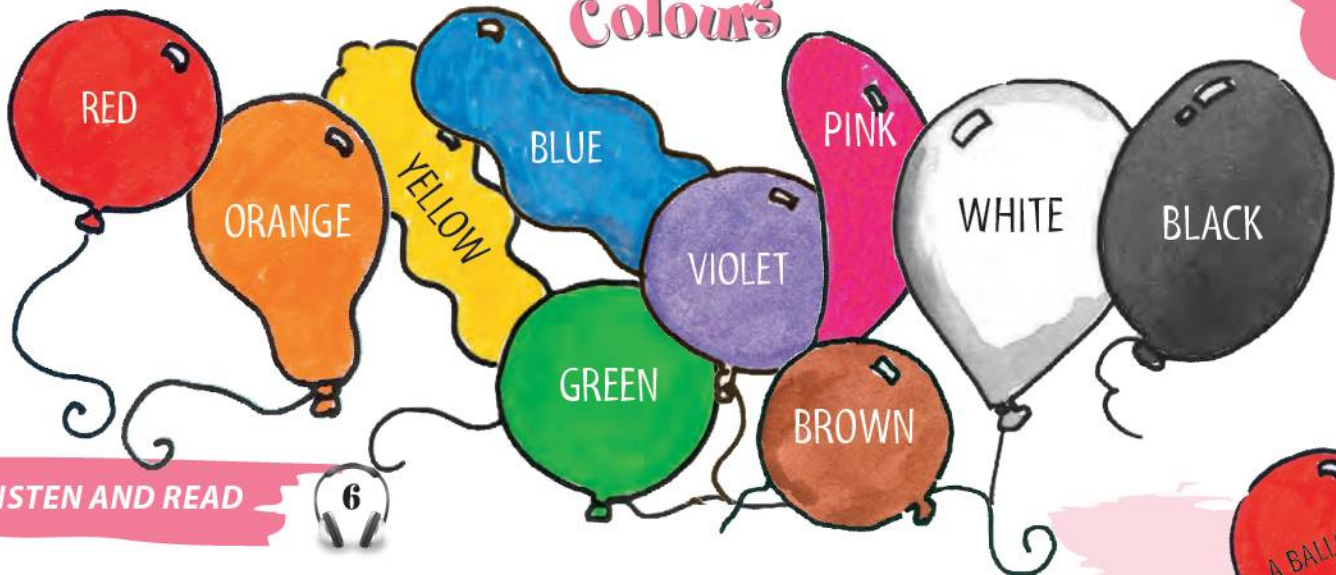
A,B,C,D.





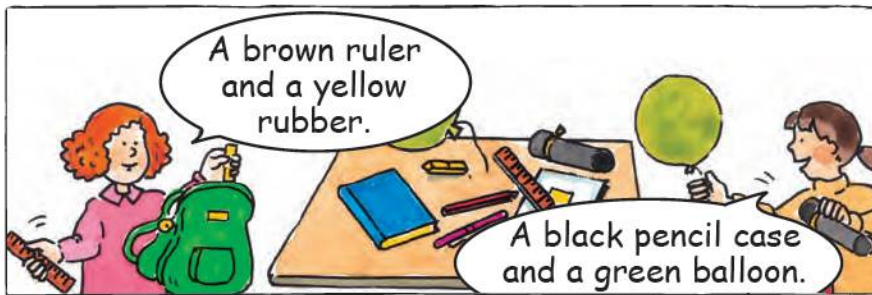

# Colours

1B



LISTEN AND READ

6



A BOOK



A PENCIL



A NOTEBOOK



A PEN



A RULER



A BAG



A PENCIL CASE



A RUBBER

ASK YOUR FRIEND

What's this ?





## LISTEN AND READ

7

A DOOR

A BOARD

PUPILS	
GIRLS	BOYS
JILL	JOHN
MARY	DANNY
JANE	CHRIS
TEACHER MISS POTTER	

A classroom

A DESK

A CHAIR

A PUPIL

Look!  
It's a classroom.  
It's a window.  
It's a door.  
It's a desk.  
It's a chair.  
It's a board.



## SONG



The ink is black,  
The paper's white,  
Together we learn,  
To read and write,  
Read and write.

## ASK YOUR FRIEND

Is it a ruler?





# What's your name?

LISTEN AND READ


8




Her name is Mary.

His name is Danny.

His name is Buddy.



Mary is a girl and a pupil. Danny is a boy and a pupil. Buddy isn't a pupil. Buddy is a dog.



ASK YOUR FRIEND

What's your name?

My name is Buddy.





# Let's count and play

LISTEN AND READ



ASK YOUR FRIEND

How old are you?

I'm six.






## How many?

## LISTEN AND READ



10



There is one book.  
There is one pencil.  
There is one rubber.  
There is one ruler.



There are two books.  
There are five pencils.  
There are three rubbers.  
There are six rulers.



## RHYME

There's one ball,  
And here's one ball,  
And a great, big ball I see.  
Shall we count them?  
Are you ready?  
One, two, three!



There is only one dog!



## ASK YOUR FRIEND

How many boards are there in the classroom?  
How many desks are there in the classroom?



LOOK AT ME!

What are you doing?

LISTEN AND READ

11



ASK YOUR FRIEND

What are you doing?


I'm not playing.  
I'm listening.



# What are they doing?

SONG

12



One little, two little,  
three little Indians,  
four little, five little,  
six little Indians,  
seven little, eight little,  
nine little Indians,  
ten little Indian boys.

Ten little, nine little,  
eight little Indians,  
seven little, six little,  
five little Indians,  
four little, three little,  
two little Indians,  
one little Indian boy.

LISTEN AND READ

She is reading.



He is writing.



She is singing.



They are playing.



I'm  
a little  
Indian  
dog!

ASK YOUR FRIEND

What is the teacher doing?





# What time is English?

LISTEN AND READ

13

It's three o'clock.



It's five o'clock.



It's eight o'clock.



It's nine o'clock.  
She is reading.



It's eleven o'clock.  
She is drawing.



It's twelve o'clock.  
She is playing.



It's two o'clock.  
She is singing.

What time is it?



It's ten o'clock.



What time is it?



It's eight o'clock!



What time is it?



I don't know.



What time is it?



It's twelve o'clock.



ASK YOUR FRIEND

What time is it?



It's eight o'clock!





## What time is it?




LISTEN AND READ


It's half past nine.



It's half past ten.



It's half past eleven.



## RHYME

1, 2, 3, 4.  
 Who is knocking at the door?  
 5, 6, 7, 8.  
 I'm sorry, I'm late.  
 9, 10, 9, 10.  
 You are late for school again!

## ASK YOUR FRIEND

Who is late?

It's half  
 past eight!






## LISTEN AND READ

## My subjects



Look at Jill!



She likes English.



She doesn't like Maths.




I like English. Do you like English?

Yes, I do. Very much! I'm good at English!



Do you like Maths?

No, I don't. I'm bad at Maths.



Does Jill like English?

Yes, she does.



## ASK YOUR FRIEND

Do you like English?

I like sport. I'm good at sport.





# My timetable

## LISTEN AND POINT

16



Danny is learning Science.



Mary is learning Maths.



Danny is playing basketball.



John is drawing.



Jill is learning English.



## RHYME

English at nine,  
Science at ten,  
Maths at eleven,  
And what then?  
Art at one,  
Sport at two,  
And then I play  
ball with you.

9.00	ENGLISH
10.00	SCIENCE
11.00	MATHS
1.00	ART
2.00	SPORT

## ASK YOUR FRIEND

What time is Maths?

English is  
at nine.






## Days

17

LISTEN AND READ



How many days are there in a week?  
There are seven days in a week.



## RHYME

When do you go to school?  
I go to school on Monday,  
Tuesday, Wednesday,  
Thursday and Friday, too.  
I like the school, don't you?

What day is it?  
It's Saturday.  
I see my friends,  
I rest and play  
I do not go to school today.

## ASK YOUR FRIEND

What day is it today?

Today is  
Wednesday!






# Playground

## LISTEN AND READ

18



It's Monday.  
Boys and girls are  
playing in  
the playground.  
Danny and John are  
playing ball.  
Chris and Jane are running.  
Jill and Mary are jumping.

What are  
you doing?



We are  
jumping!



Watch out,  
Mary!



Ouch!



Look!  
She is  
crying!



No. She is not  
crying! She is  
playing!



Silly  
girls!



## SONG



Girls and boys come out to play,  
We are playing ball today,  
Big and small and tall and short,  
It's a lovely day for sport.

## ASK YOUR FRIEND



What are you doing?

I'm  
running!





## LISTEN AND READ



## A RIDDLE

Over the head  
And under the hat.  
What is that?

(HAIR)

## ASK YOUR FRIEND

Has Jill got black hair?

I have long ears.






20

## LISTEN AND READ

It's Friday. It's four o'clock. Jill, Danny, Mary and John are in the classroom. They are talking about homework for Monday – Maths, English and Science.

John likes Science. Danny likes Maths and Science. Mary likes Maths. Jill likes English. She doesn't like Maths. But Maths is fun. Look!



## ASK YOUR FRIEND

What is three plus ten? /  
 What is ten minus seven?



Maths is nice,  
 Maths is fun,  
 I can count,  
 From ten to one.



# Jill's test 1

## WRITE ABOUT YOU


What's your name? My name is Jill.

## WRITE

A B C D E F G H I J K L M N O P Q R S T U V W X Y Z

## ANSWER

1. What's this? It's a desk.
2. What's this? It's a book.
3. Is it a pencil? Yes, it is.
4. Is it a book? No, it isn't.



## COMPLETE WITH boy/girl/pupil/teacher

1. I'm a girl and a pupil.
2. He is a boy and a pupil.
3. She is a teacher.



## ANSWER

- How old are you? I'm nine.
- How old is Chris? He is eleven.
- How old is Maggie? She is four.

## FIND AND WRITE

RTBROWNGWQGREENRYBLUEBROPBLACKMZ

brown green blue black

## COMPLETE



It's seven o'clock.

## WRITE

NOSE

EYES

TEETH

MOUTH

CHEEKS

HAIR

EARS

1. eyes

2. ears

3. nose

4. teeth

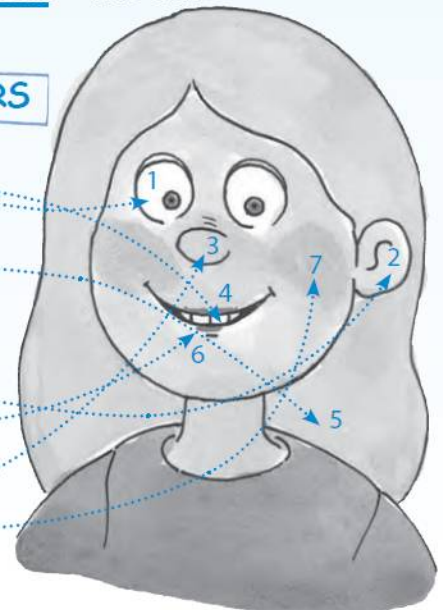
5. hair

6. mouth

7. cheeks

## ODD ONE OUT

hair nose desk mouth





## Unit 5

### Together at home

Here you can study and read about:

- › numbers from 30 – 100.
- › family members and jobs
- › rooms and furniture

## Unit 6

### It's December!

Here you can study and read about:

- › months in a year
- › birthdays, Christmas and New Year
- › winter activities

## Unit 7

### Morning to night

Here you can study and read about:

- › family life
- › the time of usual activities
- › phone calls

## Unit 8

### I'm hungry!

Here you can study and read about:

- › food and meals
- › buying things
- › a birthday celebration






# Together at home


21

LISTEN AND READ



10

TEN



20

TWENTY

30

THIRTY

40

FORTY

50

FIFTY

60

SIXTY

70

SEVENTY

80

EIGHTY

90

NINETY

100

A HUNDRED



RHYME

I love my mother, I love my father,  
I love my sister, I love my brother,  
I love them all and they love me,  
Everyone can see!

ASK YOUR FRIEND

Have you got a brother?





# What are they?

22

This is Jill's mother.  
Her name is Linda.  
She is an architect.



AN ARCHITECT




A DOCTOR

This is Jill's father.  
His name is John.  
He is a doctor.




A FARMER

This is Jill's uncle.  
His name is Tim.  
He is an artist.



AN ARTIST

This is Jill's aunt.  
Her name is Ann.  
She is an actress.



AN ACTRESS



A POLICEMAN

This is Jill's cousin.  
His name is Tom.  
He is a pupil.



A PUPIL


This is  
Jill's cousin, too.  
Her name is Suzy.  
She is a pupil.



A TEACHER



A PILOT



ASK YOUR FRIEND

Is your grandpa a farmer?

I have many cousins!






LISTEN AND READ

23

UPSTAIRS

DOWNSTAIRS



This is a beautiful house. It is Jill's home.



ASK YOUR FRIEND

Where do you wash your hands?

I sleep in my house.





## Where is it?

A PICTURE



A SHELF



## LISTEN AND READ

24


A SOFA



A LAMP




A VASE



A FRIDGE




A BED



A COOKER

A CUPBOARD



A TOILET




A MIRROR



A BATH

The fridge is in the kitchen.  
The bath is in the bathroom.  
The sofa is in the living room.  
The bed is in the bedroom.




## ASK YOUR FRIEND

Where is the cooker?





# It's December!



LISTEN AND READ

25

There are twelve months in a year.  
January, February, March, April, May, June,  
July, August, September, October, November  
and December.  
It is December. My birthday is in December.  
My brother's birthday is in January.  
My sister's birthday is in June.



ASK YOUR FRIEND

When is your birthday?

My birthday  
is in August.





# Merry Christmas

LISTEN AND READ

26



CLEAN THE HOUSE



WRITE GREETING CARDS



BUY A TREE



TRIM THE TREE



BUY PRESENTS

Christmas is near. New Year is near.  
Before Christmas mother and father clean the house.  
They write greeting cards. They buy a tree. They trim the tree.  
They buy presents. They make a cake.  
Chris and Jill help mother and father.



MAKE A CAKE



SONG



We wish you a Merry Christmas,  
We wish you a Merry Christmas,  
We wish you a Merry Christmas,  
And a Happy New Year!

ASK YOUR FRIEND

What do you say at Christmas?





**Happy  
New Year!**



I like Christmas and New Year. There is a big tree in the living room.  
There are shiny balls and candles and bells on it.  
There are presents under the tree for everybody.  
We sing and dance in the living room.

Ho, ho, ho!  
Merry Christmas,  
children! There  
are presents  
for all good  
children.



I'm  
a good girl.  
Where is my  
present? /

This  
teddy bear  
is for you.



Is this  
doll for  
me?

Yes,  
here  
you are.



Thank you  
very much!  
We love you  
Santa Claus!



## SONG



Jingle bells, jingle bells,  
Jingle all the way.  
Oh, what fun it is to ride  
In a one-horse open sleigh.

Happy  
New Year!



## ASK YOUR FRIEND

## When is New Year?



## LISTEN AND READ

28

## In the snow



It's January. It's cold. It's snowing. The children are in the park.  
 Mary has a sledge. She is sledding. John has skis. He is skiing.  
 Jill has skates. Danny has skates, too. They are skating.  
 Chris and Jane are making a big snowman.



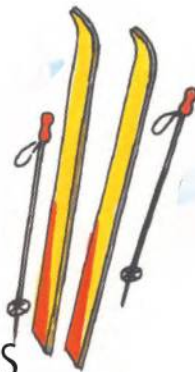
SKATES



A SLEDGE



A SNOWMAN



SKIS



## ASK YOUR FRIEND

Is it cold?





# Morning to night



29

## LISTEN AND READ

*Good morning!*

I get up at seven o'clock in the morning.  
I go to the bathroom. I wash my hands and face.  
I brush my teeth. I comb my hair.  
I have breakfast and I go to school.



## SONG



This is the way I wash my hands,  
I wash my hands, I wash my hands.  
This is the way I wash my hands,  
On a cold and frosty morning.



## ASK YOUR FRIEND

What time do you get up?

I get up at 6 o'clock.







Good afternoon!

30

LISTEN AND READ



I come home at four o'clock in the afternoon.  
Dad comes home at four o'clock, too.  
Mum comes home at half past four.  
We have tea in the kitchen and we talk.



ASK YOUR FRIEND

What time do you come home from school?

Good afternoon!





# Good evening!

## LISTEN AND READ

31

In the evening we sit at home.  
We have dinner at half past seven.  
After dinner I watch TV.  
Chris and father play chess.  
Mother reads a story to Maggie.  
The phone often rings.



## RHYME

Go to bed late,  
Stay very small.  
Go to bed early,  
Grow very tall.

## ASK YOUR FRIEND

What's your phone number?





# In the kitchen

LISTEN AND READ

32

A FORK



A CUP



A GLASS

A KNIFE



A SPOON

A PLATE



Stop talking,  
Jill! Come here  
and set the  
table!

I'm coming.

How many  
plates?

Seven.

Who is coming  
to lunch?

Grandma and  
Grandpa.

Super!

RHYME

Mabel, Mabel, set the table,  
Just as fast as you are able,  
Plates and spoons and all the rest,  
We are waiting for a guest.

ASK YOUR FRIEND

Do you set the table?

This is  
my plate!






## I'm hungry!



## Food

LISTEN AND READ



## RHYME

Fish and meat,  
Fish and meat.  
Wash your hands,  
Before you eat.

## ASK YOUR FRIEND

What do you like to eat?

I like meat!








# Meals

34

LISTEN AND READ




I have breakfast at eight o'clock.

I have eggs, bread and butter and jam and a cup of tea for breakfast.

I have lunch at one o'clock. I have soup, meat and potatoes for lunch.

I have dinner at half past seven.

I have a pizza or a sandwich and a glass of milk for dinner.



RHYME

Drink hot coffee,  
Drink hot tea,  
Drink hot milk  
And look at me!

ASK YOUR FRIEND

What do you have for lunch?





## Sweets


LISTEN AND READ

35

COOKIES



BISCUITS



CAKE



ICE CREAM




SWEETS



CHOCOLATE



The children are in the Sweet Shop.  
They want to buy chocolate and sweets.  
Chris wants to buy ice cream.  
He likes ice cream best.



RHYME

Sweet food, salty food,  
Everything I eat is good.

ASK YOUR FRIEND

How many cookies can you eat?

I can eat five biscuits.





## A party

## LISTEN AND READ

36

Be quiet,  
children.  
Grandpa is  
sleeping.

Is he coming  
to the party?

Yes,  
it's his  
birthday.

Today is Grandpa's birthday.  
He is seventy today.  
There is a birthday party.  
The cake is ready.  
The food is ready.  
Everybody has a present for Grandpa.  
Everybody is in the living room. But Grandpa doesn't know that.  
Grandpa is in his room. He is sleeping.  
The light is off. Everybody is quiet.



## SONG



Happy birthday to you,  
Happy birthday to you,  
Happy birthday dear Grandpa,  
Happy birthday to you.

Everybody  
is happy!

## ASK YOUR FRIEND

Do you like birthday parties?





# Jill's test 2

## WRITE ABOUT YOU

Have you got a sister?

Yes, I have.

Have you got two brothers?

No, I haven't.

## ANSWER

Do you like English?

Yes, I do.

Do you like sport?

No, I don't.

## COMPLETE WITH

bathroom

kitchen

living room

I eat in the kitchen.

I wash my face in the bathroom.

I watch TV in the living room.

## COMPLETE WITH

breakfast

lunch

dinner

I have bread, butter and jam for breakfast.

I have meat and potatoes for lunch.

I have a pizza and a glass of milk for dinner.

## WRITE



I like apples and bananas.



I don't like carrots and fish.

## WRITE



This is Jill's father.



This is Jill's mother.



This is Jill's brother.



This is Jill's sister.

## COMPLETE WITH

thirsty

hungry

Can I have a glass of milk, please?

I'm thirsty.

Can I have a biscuit, please?

I'm hungry.

## ODD ONE OUT

plate cup book spoon

## COMPLETE

January, February, March,  
April, May, June, July, August,  
September, October, November, December.

## ANSWER

When is your birthday?  
My birthday is in April.



## Unit 9

### Dressing up

Here you can study and read about:

- › summer and winter clothes
- › a fancy dress party
- › parts of the body

## Unit 10

### Playing at home

Here you can study and read about:

- › toys
- › Easter fun
- › seasons and months

## Unit 11

### Playing in the park

Here you can study and read about:

- › objects for children in the park
- › games and activities in the park
- › the weather

## Unit 12

### Let's have fun!

Here you can study and read about:

- › TV, cinema and films.
- › sports
- › a funny story





## Dressing up

37

LISTEN AND READ



A DRESS



A SKIRT

I'm wearing a T-shirt.  
It's red and big.



A JACKET



A CAP



A BLOUSE



A JUMPER



A T-SHIRT

Clothes

FANCY DRESS PARTY



ASK YOUR FRIEND

What are you wearing?

I'm wearing  
Maggie's  
jumper.





## Clothes

38

LISTEN AND READ



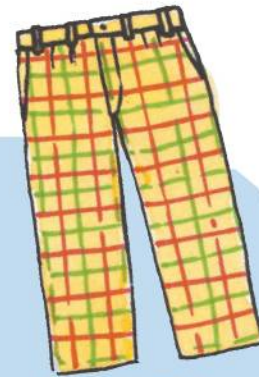
GLOVES



JEANS



SHORTS



TROUSERS



TRAINERS




SHOES



BOOTS



SOCKS



## SONG

See my jacket, see my jeans,  
See my T-shirt blue!  
See my trainers, see my socks!  
All my clothes are new.

## ASK YOUR FRIEND

Have you got new jeans?

I have new  
trainers.





## LISTEN AND READ

It's hot.  
I'm wearing  
a T-shirt, shorts  
and sandals.




It's cold.  
I'm wearing  
a jacket,  
a cap, boots  
and gloves.



I'm very  
cold.

Put on your  
jumper.



I'm too hot  
now.

Take off your  
jumper.



## RHYME

Big jumpers, small jumpers,  
Jumpers new and old,  
I have many, I wear many,  
The winter is very cold.

I'm not cold.



## ASK YOUR FRIEND

Are you cold?



## Body



40

## SONG

Put your left hand in,  
Put your left hand out.  
In! Out! In! Out!  
And shake it all about.  
Do the Hokey Pokey,  
And turn yourself around,  
That's what it's all about.

Put your left foot in,  
Put your left foot out.  
In! Out! In! Out!  
And shake it all about.  
Do the Hokey Pokey,  
And turn yourself around,  
That's what it's all about.

## LISTEN AND READ



## ASK YOUR FRIEND

How many fingers have you got?





## LISTEN AND READ



A BALL



A PLANE



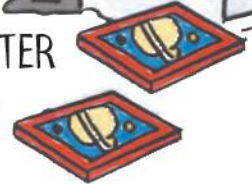
A DOLL

## Toys


A COMPUTER



A CAR

COMPUTER  
GAMES

A TRAIN

A TEDDY  
BEARLEGO  
BRICKS

Children play at home when it's cold.  
They have many toys.



## ASK YOUR FRIEND

How many toys have you got?





## Let's play!

LISTEN AND READ

42



Let's play  
computer  
games.

Super! How many  
computer games  
have you got?



Chris has a computer.  
Chris likes computer games.  
Jane likes computer games, too.

I have two old games  
and one new game.



Great!  
Let's play.

I like computer games,  
too. Can I watch?



Yes, but don't talk!

RHYME

I like my books,  
I like my toys,  
I like to play with girls  
And boys.

ASK YOUR FRIEND

Do you like computer games?

I don't like  
computer  
games.






Happy Easter!

## LISTEN AND READ

43



CHOCOLATE EGGS



CHOCOLATE BUNNIES

It's warm.  
The children are in the garden.  
It's Sunday.  
It's Easter.  
There are many chocolate eggs  
and bunnies in the garden.



## ASK YOUR FRIEND

Do you like chocolate bunnies?

Where is  
my chocolate  
bunny?






LISTEN AND READ



There are four seasons in a year. Spring, summer, autumn and winter.



ASK YOUR FRIEND

How many seasons are there in a year?





# Playing in the park

45

LISTEN AND READ

It's not cold.  
There are many children in the park.

KITE

SWING

TREE

BENCH

BIKE

FLOWER

FOOTBALL

ROLLERBLADES

SEESAW

SKIPPING  
ROPE

SKATEBOARD

I can see a swing,  
a seesaw, a skipping  
rope and a snake!

Run!

Let's play!  
What can you  
see in the  
playground?

I can see  
a swing and  
a seesaw.

I can see  
a swing.

I can see a  
swing, a seesaw  
and a skipping  
rope.



Come back!  
This is a  
toy snake!

ASK YOUR FRIEND

What can you see on my desk?

I can't see  
a snake!






# Can you skip?

46

LISTEN AND READ



It's hot.

There are two girls in the park.

There is one boy in the park.



SONG



Can you tell me, can you tell me,  
What little boys do?  
They run and jump, they run and jump,  
So I will jump, too.

Can you tell me, can you tell me,  
What little girls do?  
They dance and sing, they dance and sing,  
So I will sing, too.

ASK YOUR FRIEND

Can you ride a bike?

I can ride  
a bike.





47

LISTEN AND READ



It's warm and sunny.  
Children are playing in the park.

Look at John.  
He is roller  
skating.



Look at  
Maggie and  
Jane. They  
are riding  
a bike.



I am skipping.  
Look at Mary.  
She is swinging.

We are playing  
football!



We are  
running!



ASK YOUR FRIEND

What is Buddy doing?



# What's the weather like?

48

LISTEN AND READ

11D



Children are in the park.  
They are flying kites.



ASK YOUR FRIEND

What's the weather like?

Oh!  
It's so windy!





# Let's have fun!

LISTEN AND READ

49



CARTOONS




FILMS



SPORTS

It's Saturday evening.  
Jill and Maggie are watching TV.  
They are watching a cartoon.



SONG



Who's afraid of the big, bad wolf,  
Big, bad wolf, big bad wolf.  
Who's afraid of the big, bad wolf,  
Tra - la - la - la - la.

We're not afraid of the big, bad wolf,  
Big, bad wolf, big bad wolf.  
We're not afraid of the big, bad wolf,  
Tra - la - la - la - la.

ASK YOUR FRIEND

What's your favourite cartoon?

I'm not afraid  
of the big bad  
wolf!





50



There is a cinema near the park. Children go to the cinema every Sunday.



ASK YOUR FRIEND

What films do you like?

I like films with dogs!





## Sports

LISTEN AND READ

51

BASKETBALL



RUNNING



ROWING



FOOTBALL



CRICKET



TENNIS




GOLF



SWIMMING



Everyone likes football.  
It's a fast game.



ASK YOUR FRIEND

What is your favourite sport?

I'm fast!





52



## At the circus

It's Sunday.  
The family is at the circus.  
Buddy is at home.  
He is sad.  
Dogs can't go to the circus. Why not?  
Buddy wants to go to the circus, too.  
He puts on Maggie's small cap.  
He puts on Jill's long skirt.  
He puts on Mum's shoes.  
He puts on Dad's jacket and he runs to  
the circus. Here is a surprise for the family!

Look at the  
clowns. They  
are funny.

Look at that  
dog. He is wearing  
a pink cap.

That's my  
new cap!

No, it isn't.

He is wearing  
a funny skirt.

That's  
my skirt!

No, it  
isn't.

He is  
wearing  
big blue  
shoes.

MY  
NEW SHOES!  
That's Buddy!

Buddy! What are  
you doing here?!  
Let's go home!

SONG



Ha, ha, ha,  
He, he, he,  
Funny clowns  
Are drinking tea.

Ha, ha, ha,  
He, he, he,  
Is there any  
Tea for me?

ASK YOUR FRIEND

Are clowns funny?

I'm very  
funny!





# Jill's test 3

## WRITE ABOUT YOU

What's your phone number?  
My phone number is 883267.

## COMPLETE WITH

I like cartoons and  
funny films and dolls.  
 I don't like football and  
golf and teddy bears.

golf cartoons  
 dolls funny films  
 football teddy bears


## MATCH AND COMPLETE WITH



playing ball skipping  
 jumping

She is skipping. He is jumping. They are playing ball.

## WRITE



a T-shirt



trainers



a dress



socks



jeans



shoes



a jumper

jeans shoes trainers socks  
 a T-shirt a jumper a dress

## ANSWER

What are you wearing? I'm wearing jeans.

## ODD ONE OUT

dress bike jeans T-shirt

## WRITE

small big long short



A big ball.



A small ball.



A short skirt.



A long skirt.

## ANSWER

1. Can you ride a bike? Yes, I can.
2. Can you swim? No, I can't.
3. Can you fly a plane? No, I can't.
4. Can you fly a kite? Yes, I can.

## LOOK AND COMPLETE WITH

summer winter autumn spring

1. It's very cold. It's winter.
2. It's warm. It's spring.
3. It's hot and sunny. It's summer.
4. It's raining. It's autumn.

## ANSWER

What's the weather like? It's warm.



## Unit 13

### We like animals!

Here you can study and read about:

- › pet animals and farm animals
- › animals in the Zoo
- › places where animals live

## Unit 14

### Where do you live?

Here you can study and read about:

- › a village and a farm
- › institutions in a town
- › a big city

# Animals and places

## Unit 15

### This is my street!

Here you can study and read about:


- › shops
- › crossing the street
- › means of transport and commuting.

## Unit 16

### Going on holiday

Here you can study and read about:

- › summer holidays at the seaside
- › summer holidays in the village
- › holidays with friends





# We like animals


## Pets

LISTEN AND READ

54




A FISH



A CAT


A KITTEN



A DOG

A PUPPY

A MOUSE



A BIRD

Children like animals. Jill has a dog. His name is Buddy. Buddy is Jill's pet.

 <p>I like dogs. They can run. They can bark.</p>	 <p>I like cats. They can catch a mouse.</p>
 <p>I like birds. They can sing. They can fly.</p>	 <p>I like fish. They can't sing, they can't bark, they can't talk, but they can swim.</p>

## RHYME

This is a pet shop,  
In a big city.  
There are four puppies,  
And there is one kitty.

## ASK YOUR FRIEND

Have you got a pet?

I am  
Jill's pet.







## Farm animals

55

LISTEN AND READ



There are many animals on the farm. There is one horse. There is one cow. There is one sheep. There are two lambs. There are three hens. There are ten chickens. There are four pigs. There are eight ducks.



ASK YOUR FRIEND

Can cows fly?

I  
can't  
fly.





## LISTEN AND READ




This is a funny Zoo.  
There are many animals.  
There is only one cage.

## RHYME

An elephant walks  
Like this, like that,  
He's terribly big,  
He's terribly fat,  
He's got no fingers,  
he's got no toes,  
But **GOODNESS**  
**GRACIOUS!**  
What a nose!

## ASK YOUR FRIEND

What can you see in the Zoo?



I'm afraid  
of snakes!









# Where does he live?

LISTEN AND READ

57

A lion lives in the jungle.  
A bear lives in the forest.  
A hippo lives in the water.



ASK YOUR FRIEND

Where does a tiger live?


A fish lives in the water.





## LISTEN AND READ

## Where do you live?



This is a small village.  
 There are not many houses.  
 But, there are many trees and flowers and animals.  
 There is a school in the village.  
 There is a farm near the village.  
 There is a river near the village, too.  
 There is a town far from the village.



## ASK YOUR FRIEND

Do you feed your pet every morning?

Jill feeds me every morning.






## A farm

LISTEN AND READ



Jill's Grandpa and Grandma live in a small farm house.  
 There are fruit trees in front of the house.  
 There is a big garden behind the fruit trees.  
 There are vegetables in the garden.




ASK YOUR FRIEND

Are there banana trees in your country?





## LISTEN AND READ



This is a town.  
 There are many long and short streets.  
 There are many houses and shops.  
 There are three schools.  
 There is a post office and there are two banks.  
 The cinema is very near the post office.  
 The museum is on the corner.  
 There is a big park in front of the hospital.



## ASK YOUR FRIEND

Is your house near the park?

My house  
is near  
the park.





## London

## LISTEN AND READ

61



London is in England.  
It is a very big city.  
There are lovely old houses  
in London.  
There are many big new  
houses, too.  
There are many parks.  
There is a big Zoo in London.

## SONG

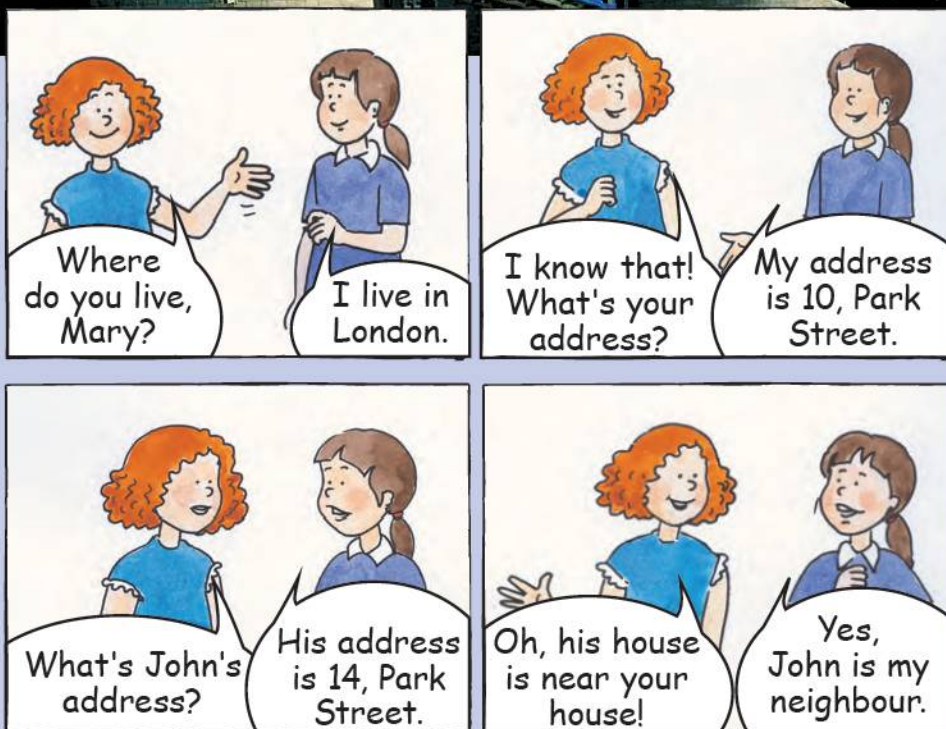


London Bridge is falling down,  
Falling down, falling down,  
London Bridge is falling down,  
My fair lady!

We must build it up again,  
Up again, up again;  
We must build it up again,  
My fair lady!


## ASK YOUR FRIEND

Who is your neighbour?





## This is my street



LISTEN AND READ

This is a street. There are many shops. The book shop is next to the sweet shop.


The pet shop is next to the toy shop.

62



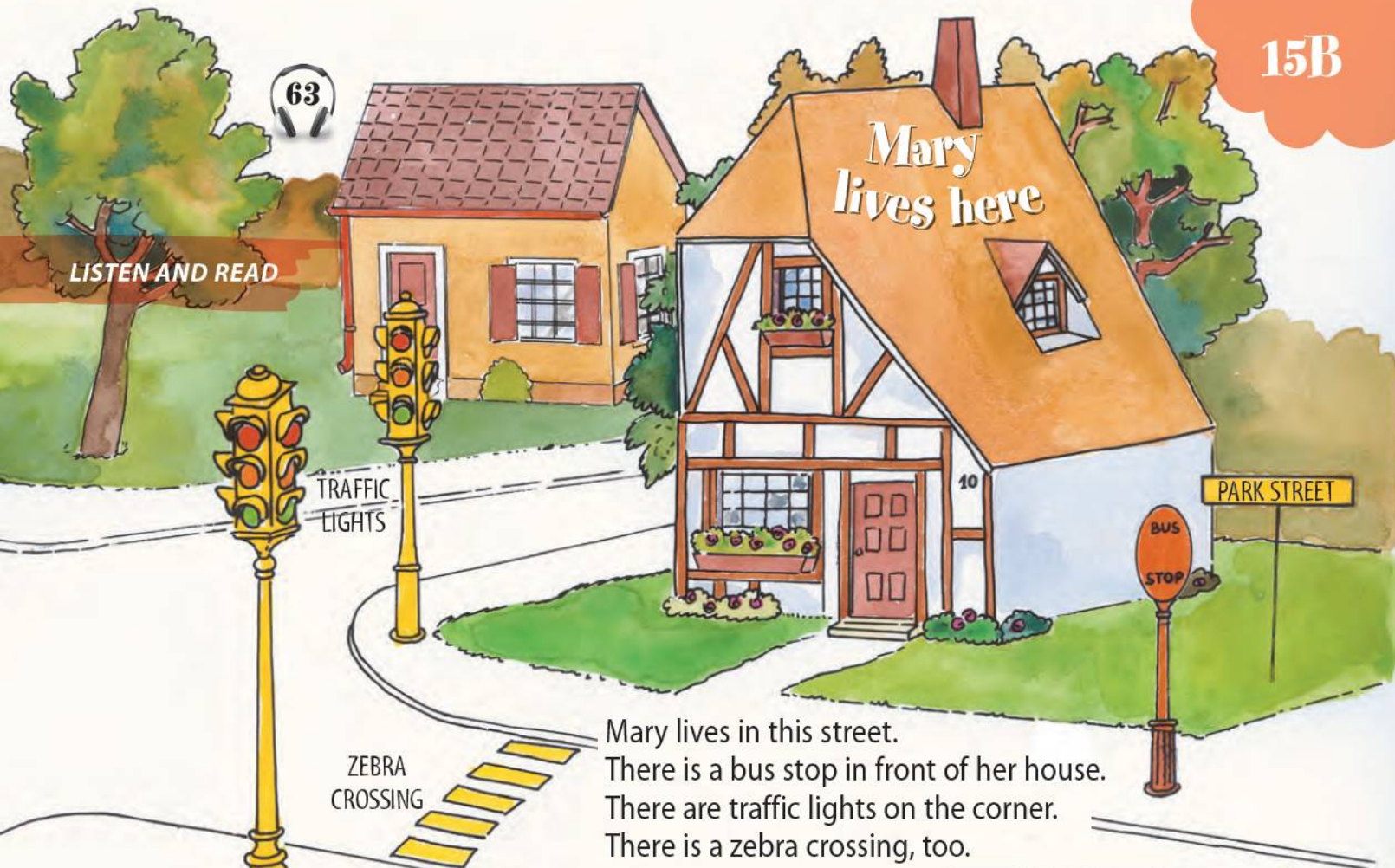
ASK YOUR FRIEND

Where can you buy shoes?





## LISTEN AND READ



Mary lives in this street.  
There is a bus stop in front of her house.  
There are traffic lights on the corner.  
There is a zebra crossing, too.



## RHYME

Traffic lights can talk,  
Stop! says red. Don't walk!  
Wait! says yellow. Don't walk!  
Turn left! Turn right! Go! says the green light.

## ASK YOUR FRIEND

Do you cross the street when the red light is on?





## LISTEN AND READ


## A DOUBLE-DECKER



## A BIKE



There are many double-deckers in London.  
They are big and red.  
They are not very fast.  
There are underground trains in London.  
They are very fast.



## A TRAIN



## A CAR

I go to school  
by bus.



Chris goes to school  
by bus.



I go to the Zoo in  
a double-decker.



We go to the  
City by train.



We go to the  
supermarket by car.



## ASK YOUR FRIEND

How do you go to school?

I walk  
to the park.





## LISTEN AND READ

It's Saturday.

It's nice and sunny.

Jill, Maggie, Chris, Mum and Dad are going to the village for the weekend.

They are going by train.



## SONG



Round and round the village,  
Round and round the village,  
Round and round the village,  
As we have done before.

Stand and face your partner,  
Stand and face your partner,  
Stand and face your partner,  
As we have done before.

Shake hands with your partner,  
Shake hands with your partner,  
Shake hands with your partner,  
As we have done before.



## ASK YOUR FRIEND

Where do you go at weekends?






# Summer holidays




LISTEN AND READ

SEASIDE



VILLAGE



MOUNTAINS

## Where are you going?

The summer holiday is in July and August.

Mary is going to the seaside by plane.

Jane and Danny are going to the seaside, too. They are going by car.

Jill, Chris and Maggie are going to the village by car.

John and his school friends are going to the mountains by bus.



ASK YOUR FRIEND

Where are you going on holiday?

I'm not going to the seaside.






# Holiday in the village

67

LISTEN AND READ



It's July.

Jill, Chris and Maggie are in the village.

Chris is swimming in the river.

Jill and Grandpa are fishing.

Maggie and Grandma are feeding the chickens and ducks.



SONG



One, two, three, four, five,  
Once I caught a fish alive.  
Six, seven, eight, nine, ten,  
Then I let it go again.  
Why did you let it go?  
Because it bit my finger so!  
Which finger did it bite?  
This little finger on the right.

ASK YOUR FRIEND

Do you like fishing?





# Holiday at the seaside

It's August.

Jane and Danny are at the seaside.

They are on the beach.

Danny is swimming in the sea.

Jane is looking for shells.

There are lovely shells in the sand.

LISTEN AND READ



ASK YOUR FRIEND

Do you go to the seaside in summer?

I'm on holiday!





# Going to the mountains

## LISTEN AND READ



It's August.  
It's nice and warm. John and his school friends are going to the mountains.  
There are three teachers on the bus. There are many children on the bus.  
They are singing, shouting, playing and eating. They are happy.



Good bye!  
See you in September.

## ASK YOUR FRIEND

Do you like to go on holiday with your friends?





# Jill's test 4

## WRITE ABOUT YOU

Where do you live? I live in London.

What's your address? My address is 80, River Street.

## COMPLETE WITH is/are

There is one cow.

There are five horses.

## ANSWER



1. How many elephants are there?

There is one elephant.

2. How many snakes are there?

There is one snake.

3. How many rabbits are there?

There are three rabbits.

4. How many monkeys are there?

There are two monkeys.

## MATCH AND WRITE

A lion

jungle

A crocodile

water

A wolf

forest

A lion lives in the jungle.

A wolf lives in the forest.

A crocodile lives in the water.

## ANSWER WITH does/doesn't

Does a crocodile live in the water? Yes, he does.

Does a rabbit live in the jungle? No, he doesn't.

## LOOK AND WRITE

There is a a bike in front of the school.

There is a a tree behind the school.

There is a a book shop next to the school.



## COMPLETE WITH seaside/mountains/village

I go to the village for my summer holiday.

I go to the seaside for my summer holiday.

I go to the mountains for my winter holiday.

## COMPLETE WITH by bus/by car/by train/by plane

I go to the seaside by car.

## FIND AND WRITE

HAUWEXXAREOOHAPPYWQK We are happy.





## See you in September!

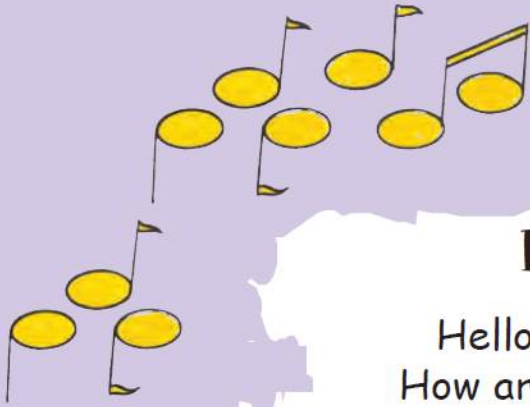
Good bye to all the teachers,  
To lessons, to homework.  
Good bye to all the teachers,  
To classrooms and school.

We'll see you in September,  
September, September,  
We'll see you in September,  
September at school.





# Some more songs and rhymes

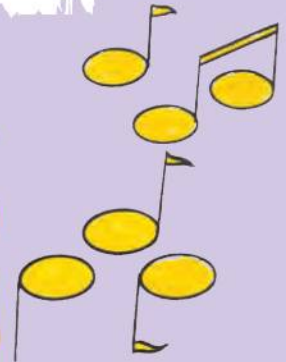


## Hello Mary!

Hello Mary! Hello Mary!  
How are you? How are you?  
Very well, thank you. Very well, thank you.  
And how are you? And how are you?


## Hickory, Dickory Dock

Hickory, Dickory Dock...  
The mouse ran up the clock.  
The clock struck one,  
The mouse ran down.  
Hickory, Dickory Dock!



## I'm a little teapot

I'm a little teapot, short and stout,  
Here's my handle, here's my spout,  
When I see a teacup, hear me shout,  
"Tip me up and pour me out."







## Head and shoulders

Head and shoulders, knees and toes,  
Head and shoulders, knees and toes,  
And eyes and ears and mouth and nose,  
Head and shoulders, knees and toes,  
Knees and toes!



## I have ten little fingers

I have ten little fingers,  
I have ten little toes,  
I have two eyes, two ears,  
And just one little nose.





## Sally go round the sun

Sally go round the sun,  
Sally go round the moon,  
Sally go round the chimney pots,  
On a Saturday afternoon.



## Mary had a little lamb

Mary had a little lamb, little lamb, little lamb,  
Mary had a little lamb,  
It's fleece was white as snow.  
And everywhere that Mary went, Mary went, Mary went,  
And everywhere that Mary went,  
The lamb was sure to go.





**A a**



APPLE

**B b**



BOY

**F f**



FORK

**J j**



JAM

**C c**



CAR

**G g**



GIRL

**K k**



KITE

**D d**



DOLL

**H h**



HOUSE

**L l**



LAMP

**E e**



EGG

**I i**



ICE CREAM

**M m**



MOUSE



# dictionary

**V v**

VASE




**N n**

NINE



**R r**

RULER



**W w**

WATCH



**O o**

ORANGE




**S s**

SKIRT



**X x**

XYLOPHONE



**P p**

PENCIL



**T t**

T-SHIRT




**Y y**

YO-YO



**Q q**

QUEEN




**U u**

UMBRELLA



**Z z**

ZEBRA





# Vocabulary – Речник

## UNIT 1

alphabet – абецеда  
Ask your friend! – Питај друга!

bag – торба  
balloon – балон  
black – црн  
blue – плав  
board – табла  
book – књига  
boy – дечак  
brown – браон  
chair – столица  
classroom – учионица  
colour – боја  
desk – клупа  
dog – пас  
door – врата  
English – енглески  
girl – девојчица  
green – зелен  
Hello! – Здраво!  
Hi! – Здраво!  
ink – мастило  
learn – учити

Learning to write. – Учимо да пишемо.

Listen and read! – Слушај и читај!  
Listen and sing! – Слушај и певај!

name – име  
notebook – свеска  
orange – наранџасти  
pen – наливперо  
pencil – оловка  
pencil case – перница  
pupil – ученик  
read – читати  
red – црвен  
rubber – гумица  
ruler – лењир  
sing – певати  
song – песма  
violet – љубичаст

white – бео  
write – писати

## UNIT 2

baby – беба  
ball – лопта  
big – велики  
count – бројати  
draw – цртати  
How many ...? – Колико ...?  
How old are you? – Колико имаш година?

little – мали  
look – гледати  
play – играти  
read – читати  
see – видети  
sing – певати  
sit – седети  
stand – стајати  
What are you doing? – Шта радиш?

write – писати

## UNIT 3

bad – лош  
basketball – кошарка  
clock – сат  
come in – ући  
good – добар  
Good morning! – Добро јутро!  
Добар дан!

half – пола  
I'm sorry I'm late! – Жао ми је што касним!

knock – куцати  
know – знати  
like – свиђати се, волети  
maths – математика  
My watch is slow. – Мој сат касни.  
rhyme – рецитација  
science – природа и друштво

sport – физичко образовање  
subject – школски предмет  
then – онда, затим  
timetable – распоред часова  
watch – ручни сат  
All right! – У реду!  
Art – ликовно образовање

## UNIT 4

cheek – образ  
come out – изаћи  
cry – плакати  
day – дан  
Days of the week: – Дани у недељи:

Monday – понедељак  
Tuesday – уторак  
Wednesday – среда  
Thursday – четвртак  
Friday – петак  
Saturday – субота  
Sunday – недеља

ear – уво  
easy – лак  
eye – око  
face – лице  
fair – светао  
friend – друг, пријатељ  
fun – забава  
go – ићи  
hair – коса  
hat – шешир  
have – имати  
head – глава  
homework – домаћи задатак  
jump – скакати  
long – дугачак  
lovely – диван  
minus – мање  
mouth – уста  
nice – занимљив, симпатичан  
nose – нос



now – сада  
 Ouch! – Јао!  
 over – изнад, над  
 playground – игралиште  
 plus – више  
 rest – одморити се  
 riddle – загонетка  
 run – трчати  
 school – школа  
 see – видети  
 short – низак  
 silly – шашав  
 small – мали  
 talk – разговарати  
 tall – висок  
 today – данас  
 tooth – зуб (teeth – зуби)  
 Watch out! – Пази!  
 witch – вештица

## UNIT 5

actress – глумица  
 all – сви  
 architect – архитекта  
 artist – уметник  
 aunt – тетка, ујна, стрина  
 bath – када  
 bathroom – купатило  
 be – бити  
 beautiful – леп  
 bed – кревет  
 bedroom – спаваћа соба  
 brother – брат  
 clean up – спремити, почистити  
 cooker – шпорет  
 cousin – брат или сестра од  
 тетке/стрица/ујака  
 cupboard – орман  
 doctor – доктор  
 downstairs – доле, у приземљу  
 everyone – свако  
 family – породица  
 father – отац  
 fridge – фрижидер  
 grandfather – деда  
 grandmother – баба

hand – рука  
 happy – срећан  
 help – помоћи  
 home – дом, кућа  
 at home – код куће  
 house – кућа  
 kitchen – кухиња  
 lamp – лампа  
 left – лево  
 living room – дневна соба  
 love – волети  
 mess – неред  
 mother – мајка  
 picture – слика  
 pilot – пилот  
 policeman – полицајац  
 right – десно  
 roof – кров  
 shelf – полица  
 sister – сестра  
 sleep – спавати  
 sofa – софа, кауч  
 together – заједно  
 toilet – тоалет  
 uncle – теча, ујак, стриц  
 upstairs – горе, на спрату  
 vase – ваза

## UNIT 6

ball – лопта  
 bell – звоно  
 birthday – рођендан  
 blow out – угасити  
 buy – купити  
 cake – торта  
 candle – свећа  
 children – деца  
 cold – хладан  
 colour – бојити  
 Come on! – Хајде!  
 dance – плесати  
 doll – лутка  
 fold – савити  
 greeting card – честитка  
 Happy Birthday! – Срећан  
 рођендан!

help – помоћи  
 horse – коњ  
 It's snowing. – Пада снег.  
 jingle – звецкати  
 Let's go! – Хајдемо!  
 make – направити  
 Merry Christmas! – Срећан  
 Божић!

New Year – Нова Година  
 park – парк  
 present – поклон  
 Santa Claus – Деда Мраз  
 say – рећи  
 shiny – сјајан  
 skate – клизати се на леду  
 skates – клизачке  
 sledge – санке  
 sledge – санкати се  
 sleigh – саонице  
 snow – снег  
 snowman – Снежко Белић  
 teddy bear – плишани меда  
 Thank you! – Хвала!  
 tree – дрво, јелка  
 ride – возити се  
 trim the tree – китити јелку  
 wish – жеља

## UNIT 7

after – после  
 afternoon – поподне  
 breakfast – доручак  
 brush – четкати  
 can – моћи  
 chess – шах  
 comb – чешаљ  
 comb – чешљати  
 dinner – вечера  
 early – рано  
 evening – вече  
 face – лице  
 fork – виљушка  
 frosty – мразан, леден  
 get up – устати  
 glass – чаша  
 Good evening! – Добро вече!



grow – расти  
 have dinner – вечерати  
 Hurry up! – Пожури!  
 knife – нож  
 lunch – ручак  
 night – ноћ  
 of course – наравно  
 phone – телефон  
 plate – тањир  
 play chess – играти шаха  
 ring – звонити  
 set the table – поставити сто  
 speak – говорити  
 spoon – кашика  
 story – прича  
 talk – разговарати  
 tea – чај  
 tired – уморан  
 tomorrow – сутра  
 tonight – вечерас  
 walk – шетати  
 walk – шетња  
 wash – прати  
 watch TV – гледати ТВ  
 weekend – крај седмице, викенд

## UNIT 8

apple – јабука  
 banana – банана  
 before – пре  
 biscuit – кекс  
 box – кутија  
 bread – хлеб  
 butter – путер  
 carrot – шаргарепа  
 chips – помфрит  
 chocolate – чоколада  
 coffee – кафа  
 cookie – ситни колач  
 dark – таман, мрачан  
 drink – пити  
 eat – јести  
 egg – јаје  
 everything – све  
 fish – риба  
 food – храна

Here you are! – Изволи!  
 hot – врућ  
 How much is it? – Колико кошта?  
 hungry – гладан  
 ice cream – сладолед  
 jam – џем  
 juice – сок  
 lemon – лимун  
 light – светло  
 meal – оброк  
 meat – месо  
 milk – млеко  
 nobody – нико  
 orange – поморанџа  
 party – забава  
 pizza – пица  
 plum – шљива  
 potato – кромпир  
 pound – фунта  
 quiet – тих  
 salad – салата  
 salty – слан  
 sandwich – сендвич  
 soup – супа  
 surprise – изненађење  
 sweets – бомбоне, слаткиши  
 turn off – искључити  
 turn on – укључити  
 want – желети  
 water – вода

## UNIT 9

cap – капа  
 arm – рука  
 body – тело  
 boots – чизме  
 dress – обући (се)  
 dress – хаљина  
 fancy dress party – маскенбал  
 finger – прст на руци  
 foot – стопало  
 gloves – рукавице  
 hand – шака  
 head – глава  
 I'm cold! – Хладно ми је!  
 I'm hot! – Вруће ми је!

jacket – јакна  
 jeans – фармерке  
 jumper – џемпер  
 knee – колено  
 princess – принцеза  
 put on – обући, навући (одећу)  
 Red Riding Hood – Црвенкапа  
 shoes – ципеле  
 shorts – шорц  
 shoulder – раме  
 skirt – сукња  
 socks – чарапе  
 take off – скинути, свући (одећу)  
 toe – прст на нози  
 trainers – патике  
 trousers – панталоне  
 T-shirt – мајица  
 uniform – униформа  
 wear – носити

## UNIT 10

autumn – јесен  
 ball – лопта  
 behind – иза, позади  
 bunny – зека  
 bush – жбун  
 car – аутомобил  
 computer games – компјутерске  
 игрице  
 doll – лутка  
 Easter – Ускрс  
 garden – врт  
 Great! – Сјајно!  
 lego bricks – лего коцке  
 mouth – уста  
 often – често  
 plane – авион  
 season – годишње доба  
 spring – пролеће  
 summer – лето  
 teddy bear – плишани меда  
 watch – посматрати  
 toy – играчка  
 train – воз  
 whose – чији  
 winter – зима



## UNIT 11

bench – клупа  
bike – бицикл  
Can you ...? Можеш ли да...?  
flower – цвет  
fly a kite – пуштати змаја  
football – фудбал  
I can... Могу да...  
I can't ... Не могу да...  
It's cold. – Хладно је.  
It's hot. – Вруће је.  
It's raining. – Пада киша.  
It's snowing. – Пада снег.  
It's sunny. – Сунчано је.  
It's warm. – Топло је.  
It's windy. – Дува ветар.  
kite – змај  
ride a bike – возити бицикл  
roller skates – ролери  
seesaw – клацкалица  
skateboard – скејтборд  
skip – прескакати вијачу  
skipping rope – вијача  
snake – змија  
swing – љуљати се  
swing – љуљашка  
weather – време

## UNIT 12

afraid – уплашен  
cartoons – цртани филмови  
clown – клоун  
cricket – крикет  
fall – пасти  
fast – брз, брзо  
golf – голф  
have fun – лепо се провести  
rowing – веслање  
running – трчање  
sad – тужан  
slow – спор  
tennis – тенис  
wait – чекати

## UNIT 13

animal – животиња  
bark – лајати  
bear – медвед  
bird – птица  
cat – мачка  
catch – ухватити  
chicken – пиле  
cow – крава  
crocodile – крокодил  
dangerous – опасан  
duck – патка  
elephant – слон  
farm – фарма  
forest – шума  
giraffe – жирафа  
hen – кокошка  
hippo – нилски коњ  
horse – коњ  
jungle – џунгла  
king – краљ  
kitten – маче  
lamb – јагње  
lion – лав  
monkey – мајмун  
mouse – миш  
pet – љубимац  
pig – прасе  
puppy – штене  
sheep – овца  
strong – јак  
tiger – тигар  
wolf – вук  
Zoo – зоолошки врт

## UNIT 14

address – адреса  
bank – банка  
cinema – биоскоп  
city – велеград  
corner – ћошак  
country – земља  
feed – хранити

fruit – воће  
hospital – болница  
in front of – испред  
long – дугачак  
museum – музеј  
neighbour – сусед  
post office – пошта  
river – река  
short – кратак  
sweet – слadak  
town – град  
vegetables – поврће  
village – село  
You are welcome! – Нема на чему!  
(одговор на «Thank you!»)

## UNIT 15

bus stop – аутобуска станица  
careful – опрезан  
cross the street – прећи улицу  
double-decker – аутобус на  
спрат  
live – живети  
shop – продавница  
shopping – куповина  
Sorry! – Извини!  
supermarket – самоуслуга  
traffic light – семафор  
zebra crossing – пешачки прелаз

## UNIT 16

beach – плажа  
bite – угристи  
Chicken! – Кукавице!  
fish – пецати  
holiday – распуст, празник  
mountain – планина  
sand – песак  
seaside – приморје  
shell – шкољка  
spill – просути  
swim – пливати  
wet – мокар



#### **Рецензенти**

др **Гордана Петричић**, доцент на Филозофском факултету у Новом Саду  
**Зорица Оцокољић**, професор у ОШ „Др Арчибалд Рајс“ у Београду  
**Вера Зечевић**, професор у ОШ „Јован Поповић“ у Београду

#### **Консултант**

**Ида Добријевић**

професор у Институту за стране језике у Београду

#### **Лектор за енглески језик**

*Sheila Macgregor-Kovačević*

#### **Уредник и одговорни уредник**

**Слободанка Ружичић**

#### **Главни уредник**

**др Милорад Марјановић**

#### **За издавача**

**др Милорад Марјановић,**

в. д. директора

Министар просвете, науке и технолошког развоја  
Републике Србије, решењем број 650-02-00445/2019-07  
од 4. фебруара 2020. године, одобрио је овај уџбеник за  
издавање и употребу у 3. разреду основне школе.

© ЗАВОД ЗА УЏБЕНИКЕ, Београд (2005–2021)

Ово дело не сме се умножавати, фотокопирати и на било који други  
начин репродуковати, ни у целини ни у деловима, без писменог  
одобрења издавача.

Зорана Ненезић, Љубинка Симидријевић • **EASY 3** – Енглески језик за 3. разред основне школе • Осмо  
издање, 2021. година • **Издавач** Завод за уџбенике, Београд, Обилићев венац 5 • [www.zavod.co.rs](http://www.zavod.co.rs) •  
**Ликовни уредник** Бранислав Николић • **Графички уредник** Стеван Паковић • **Корице** Иван Мијалковић  
• **Дизајн и компјутерска обрада** Горана Раичевић, Бранко Родић • **Обим** 11 штампарских табака •  
**Формат** 20,5 × 26,5 cm