

Уџбеник за учење енглеског језика за други разред основне школе

**MACMILLAN**  
**NEXT**  
**MOVE**  
**СЛЕДЕЋИ**  
**КОРАК**



For the class audio scan  
here or follow the link  
<https://bit.ly/3t3ATjc>



Based on Macmillan's Next Move



**NEW AGE**  
PUBLISHING



**MACMILLAN**

**Class Book**

**Amanda Cant Mary Charrington**



page 4

## Next Move Characters and Icons

### Vocabulary

### Grammar

### Features

## Unit 1

pages 5–14

hello, hi, goodbye, bye,  
mum, dad, brother, sister,  
grandma, grandpa

I'm ...  
What's your name?  
My name's ...  
This is my ...  
That is your ...

**Country:** USA  
**World Music Song:**  
I Love My Family  
**CLIL Family**

## Unit 2

pages 15–24

panda, tiger, fish, monkey,  
elephant, octopus,  
desk, pencil case, board,  
door, window, clock

What is it?  
It's a / an ...  
Is it a / an ... ?  
Yes, it is. / No, it isn't.

**Country:** China  
**World Music Song:**  
Follow Me!  
**CLIL Habitats**

## Unit 3

pages 25–34

one, two, three, four, five,  
six, seven, eight, nine, ten,  
pen, pencil, eraser, book,  
ruler, backpack

How old are you?  
I'm ...  
one book / two books  
one pen / three pens

**Country:** Russia  
**World Music Song:**  
Counting Song  
**CLIL Even or Odd**

## Unit 4

pages 35–44

teacher, actor, doctor,  
farmer, cook, artist,  
singer, dancer, taekwondo  
instructor, engineer,  
inventor, football player

His / Her name's ...  
He's / She's a / an ...  
He / She isn't a / an ...  
Is he / she a / an ... ?  
Yes, he / she is. / No, he / she  
isn't.

**Country:** Spain  
**World Music Song:**  
Working People  
**CLIL Jobs**

## Unit 5

pages 45–54

doll, computer game, teddy  
bear, robot, bike, kite,  
red, yellow, blue, green,  
pink, brown, grey, white,  
black, orange

What are they?  
They're ...  
Are they (colour)?  
Yes, they are. / No, they aren't.

**Country:** Egypt  
**World Music Song:**  
Teddy Bears For You!  
**CLIL Toys**







## Vocabulary

## Grammar

## Features

### Unit 6

pages 55–64

cat, dog, rabbit, turtle, bird,  
horse, snake, spider,  
iguana, mouse, frog,  
hamster

I've got a ...  
I haven't got a ...  
Have you got a ...?  
Yes, I have. / No, I haven't.

**Country:** Mexico  
**World Music Song:**  
Have you got a pet?  
**CLIL Unusual Pets**

### Unit 7

pages 65–74

hair, eyes, ears, nose,  
mouth, teeth,  
legs, arms, feet, hands,  
fingers, toes

He/She/it 's got...  
Has he/she/it got...?  
Yes, he/she/it has.  
No, he/she/it hasn't.

**Country:** India  
**World Music Song:**  
Happy Body Song  
**CLIL Body Parts**

### Unit 8

pages 75–84

pool, park, mall, stadium,  
school, zoo,  
tree, river, beach, mountain,  
flower, lake

There's a / an ...  
There isn't a / an ...  
Is there a ... ?  
Yes, there is. / No, there isn't.

**Country:** UK  
**World Music Song:**  
Way Up High  
**CLIL Weather**

### Unit 9

pages 85–94

apple, banana, pear, orange,  
pineapple, watermelon,  
eleven, twelve, thirteen,  
fourteen, fifteen, sixteen,  
seventeen, eighteen,  
nineteen, twenty

There's one ...  
There are (number) ...s.  
How many ...s are there?  
There are (number) ...s.

**Country:** Brazil  
**World Music Song:**  
Amazing Mrs Fruity  
**CLIL Food**

### Unit 10

pages 95–104

table, cupboard, TV, bed,  
sofa, chair,  
bedroom, bathroom, living  
room, kitchen, garage,  
garden

in / on / under  
Where's the ... ?  
It's in / on / under the ...  
Where are the ... s?  
They're in / on / under  
the ...

**Country:** Japan  
**CLIL My Home**

**Festivals: Christmas** page 111

**Halloween** page 112

## Activity Icons



### Audio

Audio tracks to practise listening skills



### World Music

Songs with a World Music flavour



### Template

Photocopiable Language File activities to use in class located at the back of the book.

Hi! I'm Eddie.  
Welcome to Sledeći korak.

My name's Beakie. Let's  
learn English!



## Competency Development Icons



### Me

Activities that develop social and creative skills and foster intrapersonal intelligence



### Think

Activities that develop critical thinking skills in identifying, processing and manipulating information



### Learn

Activities that build learner autonomy and promote the use of learning strategies



### Collaborate/ Communicate

Activities that develop collaborative skills through teamwork and effective communication



### Act

Activities that create societal understanding by promoting tolerance and ethical behaviour



# USA

Welcome to the USA!

## Listen and Do

Listen and tick (✓)  
how you feel.




# Unit 1






1 Listen and point.



2 Make a line. Talk to a friend.





# Unit 1

## Lesson 2



What's your name?


My name's Hannah.

My name's Beakie.

(My name's Beakie. = I'm Beakie.)



**1** Listen and point.




# Unit 1

## Lesson 3

Sounds Great!



1 Listen and chant.



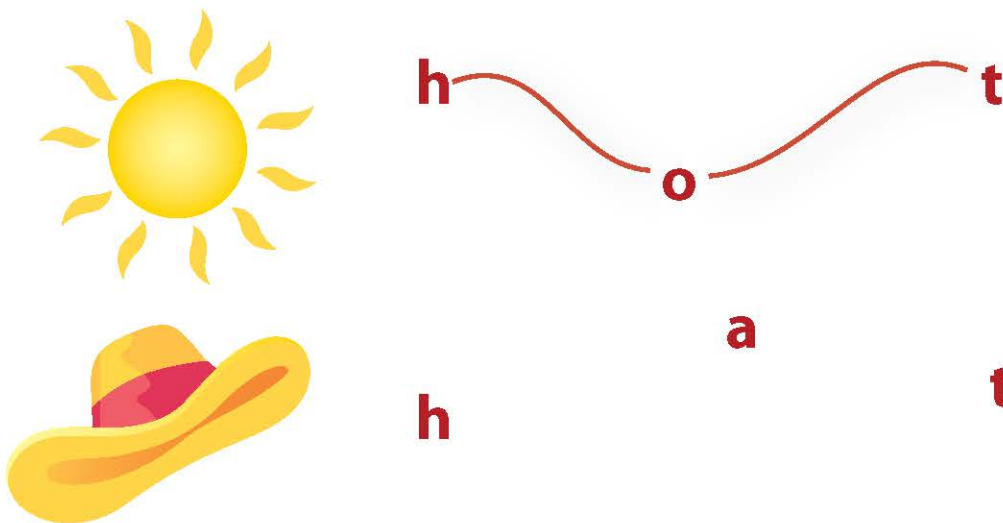
2 Listen and say.

hat

hot



3 Look, listen and connect.







1 Listen and point.

1



2





3



4



2 Spot five differences.







1 Listen, point and say.

2 mum

3 dad

4 grandpa

1 brother




5 sister

6 grandma



2 Listen and circle.


1




3



2



4



3 Sing. I Love My family


Draw a pet.







1 Listen and point.



T

Template 1

2 Draw and say.



This is my mum.

That is your dad.





# the USA

Let's visit ...

1 Look and point.




Hi, I'm Greg.

COWBOY



BURGER

Hello, I'm Al.



I'm Helen.



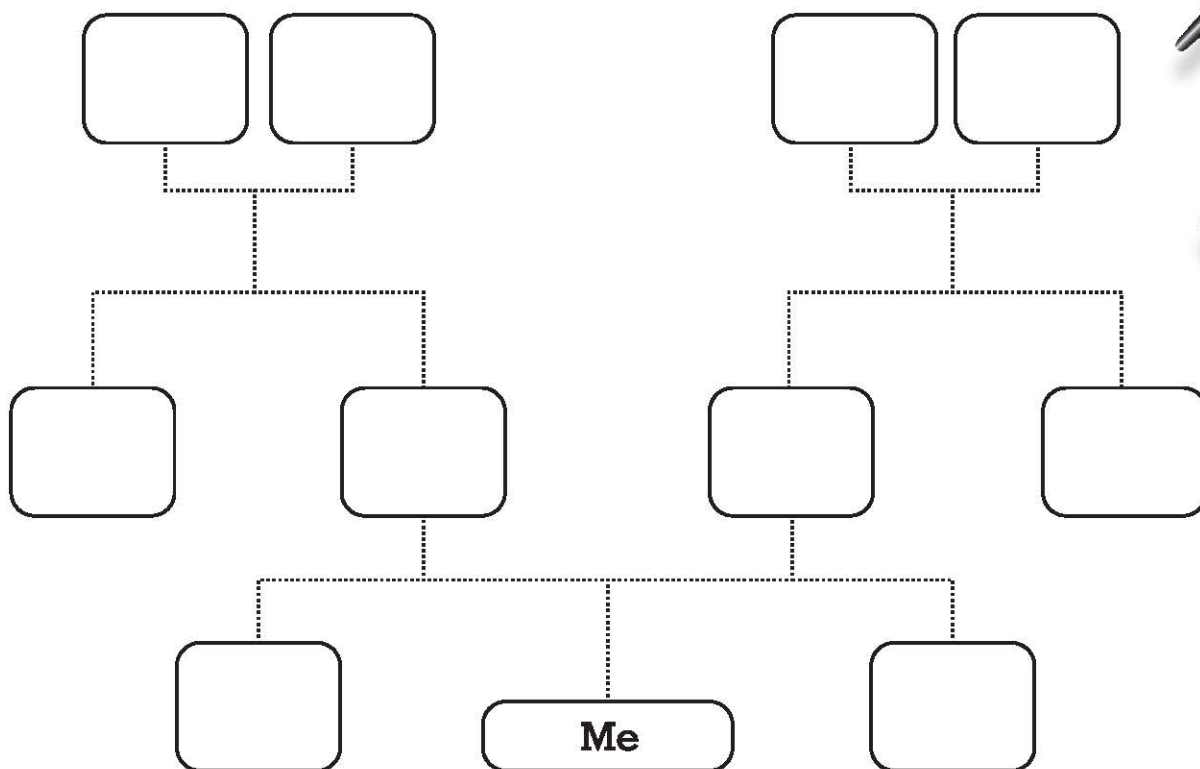
## Family



**1** Look and say.



**2** Draw your family tree.



## 1 Look and tick (✓).



What's your name?

Ben

☐

Anna

☐

This is my ...

brother.

☐

sister.

☐

## 2 Look and match.

- |          |               |
|----------|---------------|
| 1 My     | your name?    |
| 2 This   | name's Rob.   |
| 3 What's | is my sister. |

**Think Again!**

A famous food in the USA is



# China

Welcome to China!

Look! Pandas.



## Unit 2



# Unit 2

## Lesson 1

### Vocabulary



1 Listen, point and say.




1 panda




4 monkey




2 tiger



5 elephant




3 fish



6 octopus

2 Look and tick (✓) or cross (X).



1 an octopus ☐

2 a tiger ☐

3 a monkey ☐

4 a fish ☐

5 an elephant ☐

6 a panda ☐



Template 2

3 Draw and say.



This is an octopus.





# Unit 2

## Lesson 2



**1** Listen and point.

What is it?

It's a panda.

It's an elephant.

(an + a, e, i, o, u)

What is it?

It's an elephant.

What is it?



It's a monkey.



**2** Connect the words.

It's a

It's an



**3** Play the Animal Game.

What is it?

It's a tiger.





1 Listen and chant.



2 Listen and say.

hut


cat

mum

dad



3 Look, listen and connect.



m u m  
d d  
a  
c t  
h u t



# Unit 2

## Lesson 4

### Story Time



1 Listen and point.

1



2



3



4



2 Spot five differences.






1 Listen, point and say.



1 desk



2 pencil case



3 board



4 door



5 window



6 clock



2 Point, ask and answer.

What is it?

It's a desk.



3 Sing and act. **Follow me!**





Is it a clock?

Yes, it is. / No, it isn't.



1 Listen and point.



2 Play the Guessing Game.



# China

Let's visit ...

1 Look and point.



Hi! I'm Chen.




It's a panda.



## Habitats




**1** Look and match.



**2** Look and circle.



A tiger can / can't run.  
A tiger can / can't fly.




A fish can / can't swim.  
A fish can / can't climb.

An elephant can / can't jump.  
An elephant can / can't walk.

1 Look and circle.

1



Is it a lion?

Yes, it is. / No, it isn't.

2



Is it a tiger?

Yes, it is. / No, it isn't.

3



Is it an elephant?

Yes, it is. / No, it isn't.

4

Is it a pencil case?

Yes, it is. / No, it isn't.



5

Is it a window?

Yes, it is. / No, it isn't.



Think Again!

A famous animal  
from China is the



# Russia

Welcome to  
Russia!

Dolls.

## Unit 3






1 Listen, point and say.



one




two



three




four



five



six



seven



eight



nine



ten



2 Listen, count and say.



3 Play the Make Ten Game.



Six.



And four.



Ten!





## 1 Listen and point.



## 2 Number the words.

old  1 How  you?  are  six.  I'm



Template 3

## 3 Ask and answer.



# Unit 3

## Lesson 3

Sounds Great!



1 Listen and chant.



2 Listen and say.

ten

big

pen

box



3 Look, listen and connect.



p ————— e ————— n



b

x

o



t

e

n



b

i

g





1 Listen and point.


1



2



3



4




2 Spot five differences.






1 Listen, point and say.



1 pencil



4 ruler



2 pen



3 backpack



5 eraser



6 book

2 Look at Activity 1. Point, ask and answer.

What is it?

It's a book.



3 Sing and act. **Counting Song**







1 Listen and point.



2 Look at Activity 1 and tick or cross.

1 two pens

☐

2 three backpacks

☐

3 three erasers

☐


3 Look at Activity 1. Play the Counting Game.

Erasers!

One, two, three.

# Russia

Let's visit ...

1 Look and point.



Hi, I'm Alex. I'm seven.

Look!  
Three eggs.



Look!  
Five dolls.







## EVEN or ODD




**1** Look and say.

### Even Numbers

2



4



6



8



10



### Odd Numbers

1



3



5




7



9



**2** Find and circle.



two

five

six

ten

four

three



1 Count, write and say.



1 I'm \_\_\_\_\_.




2 I'm \_\_\_\_\_.



3 I'm \_\_\_\_\_.

2 Count and circle.



1 one book / three books

4 one pencil / four pencils


2 one ruler / six rulers

5 one eraser / two erasers

3 one backpack / two backpacks

Think Again!

A traditional object  
from Russia is





# Spain

Welcome to Spain!

Look. A dancer.

Track 32

**Listen and Do**

Listen and tick (✓).

1

☐

2

☐

## Unit 4



# Unit 4

## Lesson 1

### Vocabulary



1 Listen, point and say.



1 teacher



2 actor



3 doctor



4 farmer



5 cook



6 artist



2 Listen and guess.



3 Play the Guessing Game.

Farmer!





# Unit 4

## Lesson 2



**1** Listen and point.

His name's Hercule. He's a cook.  
Her name's Mary.  
She isn't a cook.



**2** Tick or cross.



**1** He's a cook.

☐


**2** She isn't a cook.

☐


**3** Point and say.



# Unit 4

## Lesson 3

Sounds Great!



1 Listen and chant.



2 Listen and say.

sister

yes

fox

six



3 Look, listen and connect.



6

s i s t e r  
f o x  
y e s  
s i x





Track 39

1 Listen and point.

1



2



3



4



5



2 Spot five differences.



# Unit 4

## Lesson 5

### Vocabulary



1 Listen, point and say.



1 singer



2 dancer



3 taekwondo instructor



4 engineer



5 inventor




6 football player

2 Match and say.

1 Football player

2 Taekwondo instructor

3 Singer



Template 4

3 Draw, write and say.



He's a football player.  
His name's...





# Unit 4

## Lesson 6



1 Listen and point.

Is he a dancer / an actor?

Yes, he is. / No, he isn't.



2 Sing. **Working People**



## Spain

Let's visit ...

1 Look and point.



This is my dad.  
He's a cook.

Hi! I'm Laura.



Paella



This is my mum. She's  
an artist.



## JOBS

**1** Look and say.


She's ...



He's ...



She's ...

**2** Connect the dots. Look and circle.

He's a farmer / policeman.

1 Tick (✓) and say.



1 He's ☐ She's ☐ a singer.



2 He's ☐ She's ☐ a cook.



3 He's ☐ She's ☐ a football player.



4 He's ☐ She's ☐ a farmer.

2 Match.



1 Is he an inventor?

Yes, she is.



2 Is she a dancer?

Yes, he is.



3 Is she a cook?

No, he isn't.



4 Is he an engineer?

No, she isn't.

Think Again!

My favourite job is



# Egypt

Welcome to  
Egypt!



Look at the camel.



## Unit 5



# Unit 5

## Lesson 1


### Vocabulary



1 Listen, point and say.



1 doll



4 robot



2 computer game



3 teddy bear



5 bike



6 kite



2 Listen and circle.

1 kite / bike

2 robot / doll

3 teddy bear / computer game

4 robot / bike

3 Draw, ask and answer.

Is it a kite?

No, it isn't.

Is it a teddy bear?

Yes, it is.





What are they?

They're bikes.




1 Listen, point and say.



Template 5

2 Complete, colour and play.



# Unit 5

## Lesson 3

Sounds Great!



1 Listen and chant.



2 Listen and say.

windy

kite

green

queen

red



3 Look, listen and connect.



w i n d y  
r e d  
q u e e n  
k i t e  
g r e e n





1 Listen and point.




1



2



3



4





1 Listen, point and say.



1 grey



2 yellow



3 white



4 green



5 red



6 blue



7 pink



8 black



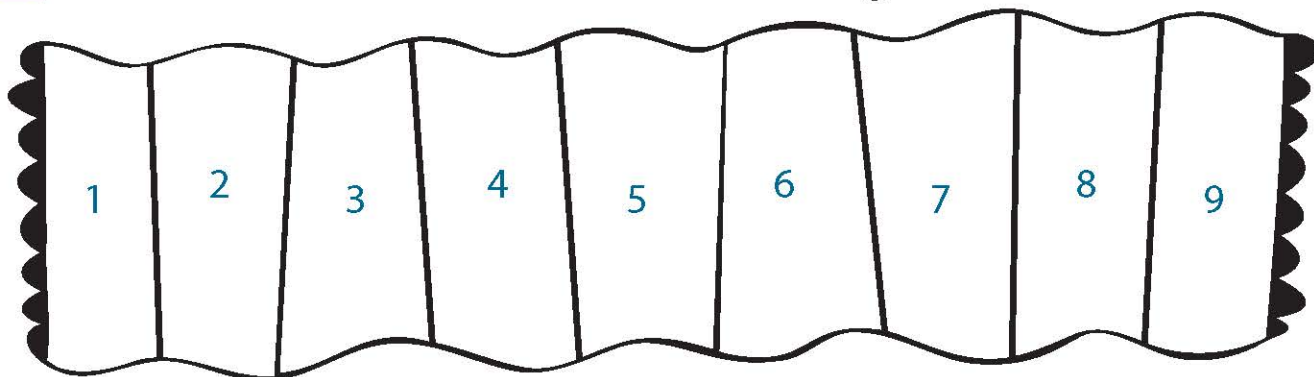
9 orange



10 brown



2 Listen and colour. Which colour is missing?



3 Talk about your things.



This is my pencil case.  
It's red.





Are they yellow?

Yes, they are. / No, they aren't.



1 Listen and point.




2 Sing. **Teddy Bears!**




## Egypt

Let's visit ...

1 Look and point.



Hi, I'm Azab.



It's a camel. It's brown.



It's a pyramid in  
Egypt.



## TOYS



**1** Look and say.




It's a big bike.



It's an old robot.



It's a small teddy bear.

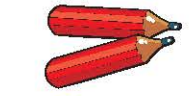


It's a new kite.



**2** Draw something big or small. Colour.

1 Connect and say.



1 They're



2 They're



3 They're



4 They're



5 They're

yellow

grey

red

green

blue

backpacks.

pencils.

kites.

books.

computer games.

2 Look at Activity 1. Tick (✓). Are they...

Yes, they are.

No, they aren't.

1 blue pencils?

☐
☐

2 green backpacks?

☐
☐

3 pink books?

☐
☐

4 yellow kites?

☐
☐

5 red computer games?

☐
☐

Think Again!

A famous place in Egypt is



# Mexico



Look! It's a jaguar!

Welcome to Mexico!



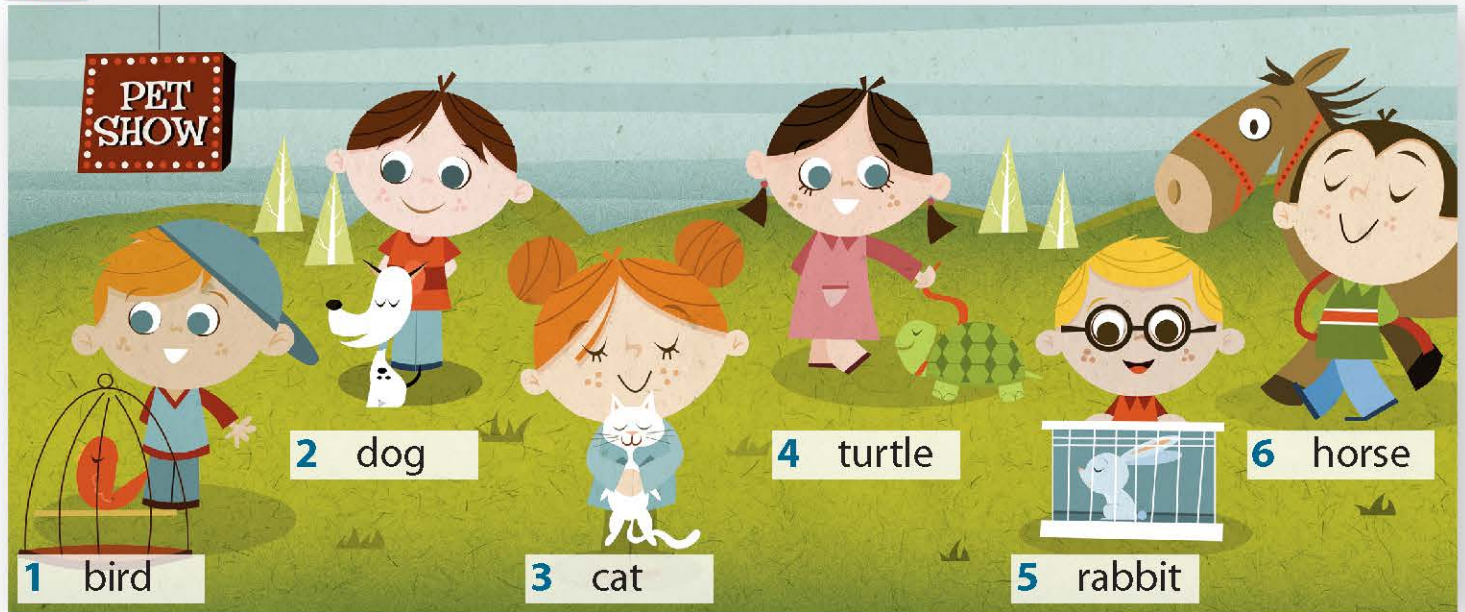
## Unit 6





CD 2

1 Listen, point and say.



2 Read and circle.



1 It's a cat / dog.

2 It's a bird / turtle.

3 It's a rabbit / horse.



3 Draw, colour and say.

Template 6

It's a yellow bird.








I've got a cat.  
I haven't got a dog.




1 Listen and say.



2 Tell a friend about yourself.

a cat    a dog    a red pencil  
a fish    a panda    a tiger    a teddy bear

I haven't got... I've got...



# Unit 6

## Lesson 3

Sounds Great!



1 Listen and chant.



2 Listen and say.

lion

jaguar

zebra

van

night



3 Listen, connect and complete.

z  
j  
n  
v  
l



— aguar



— ion



— an



— ebra



— ight



**1** Listen point.

1



2



3




4





1 Listen, point and say.



2 Listen and circle.

1 spider / snake

3 iguana / hamster

2 mouse / frog

4 iguana / spider



# Unit 6


## Lesson 6

Have you got a dog?


Yes, I have. / No, I haven't.



**1** Listen, read and say.



**2** Sing. **Have you got a Pet?**



**3** Ask and answer.

Have you got a frog?

No, I haven't.

# Mexico

Let's visit ...

1 Look and point.



This is my iguana.



This is my tarantula.



## UNUSUAL PETS



**1** Look and say.



**2** Draw your pet.





**1** Circle to make true sentences for you.

- 1 I've got / haven't got a brother.
- 2 I've got / haven't got a sister.
- 3 I've got / haven't got a turtle.
- 4 I've got / haven't got a computer game.

**2** Look in your pencil case. Tick or cross.

1 Have you got a red pen?

☐

2 Have you got two erasers?

☐

3 Have you got a ruler?

☐

**Think Again!**

An animal  
from Mexico is



# India



Welcome to  
India!

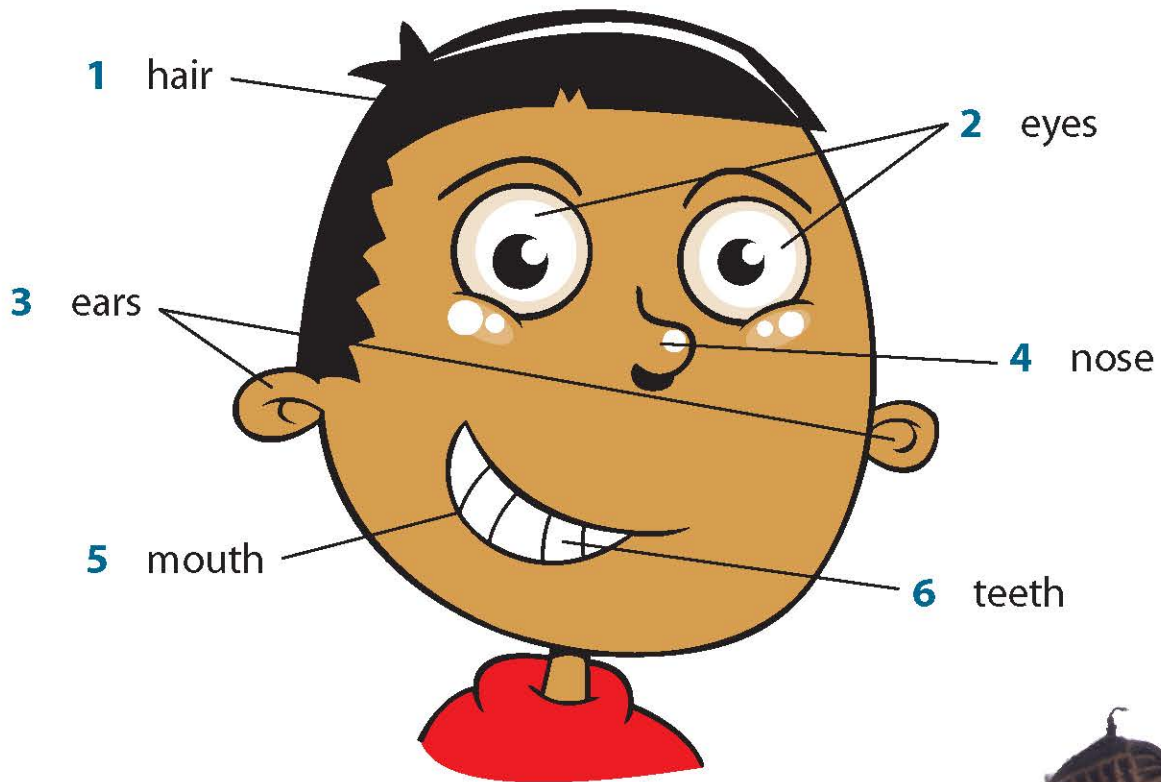


## Unit 7





1 Listen, point and say.



2 Listen and do.



3 Play the Touch Game.

Touch your hair!







He's got black hair.

She's got blue hair.



1 Listen and say.

Look! He's got black hair  
and she's got blue hair!



2 Listen and say **True** or **False**.



3 Make a friend and say.

Template 7

Paco's got brown hair.





1 Listen and chant.



2 Listen and say.

hello

doll

yellow

dizzy

buzz

3 Listen and write **ll** and **zz**.

di \_\_\_ y




bu \_\_\_



do \_\_\_



ye \_\_\_ ow







1 Listen and point.

1



2



3

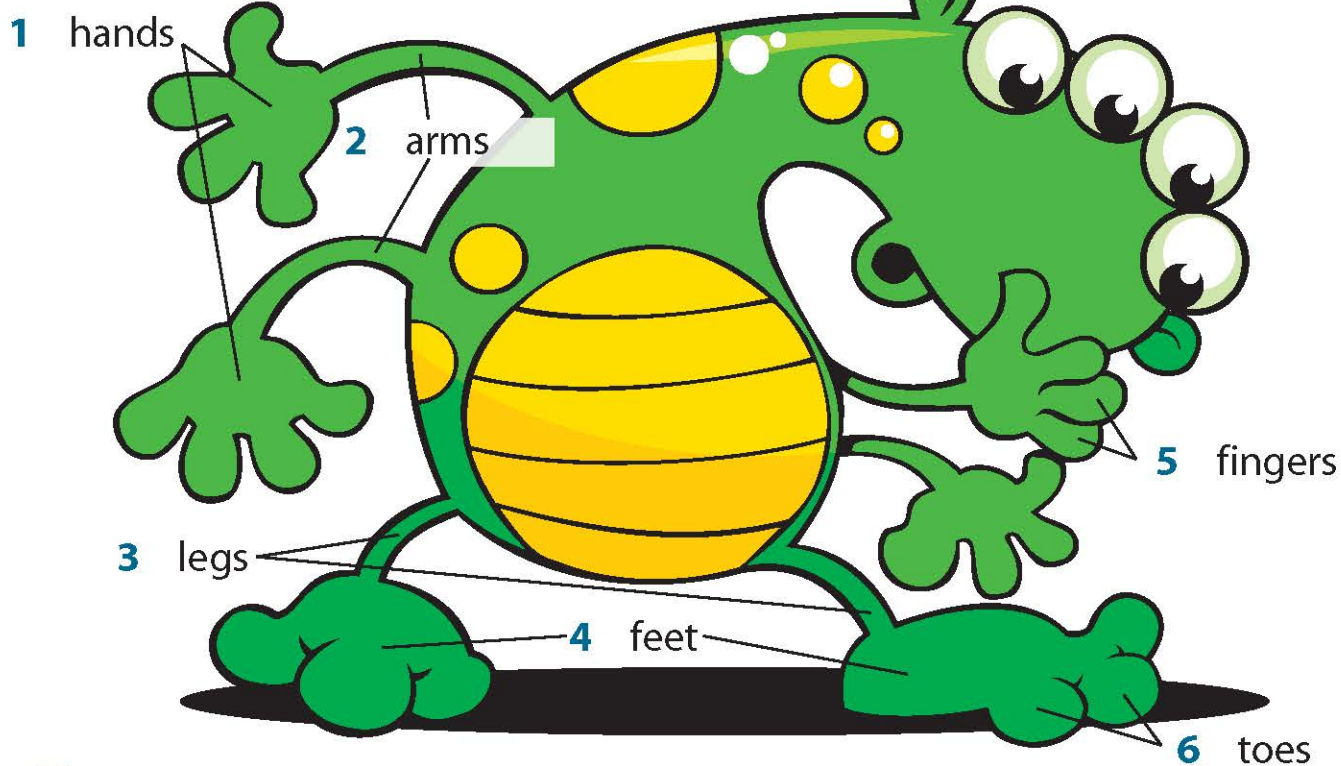


4




Track 20

1 Listen, point and say.



2 Look at the picture and say.

He's got six toes.

3 Listen and point. Sing and act. **Happy Body Song**



Has she got two eyes?


Yes, she has. / No, she hasn't.



1 Listen and say.



2 Play the Guessing Game.



# India

Let's visit ...

**1** Look and point.

**She's a dancer from India.**







## BODY PARTS




**1** Look and say.



**2** Look and complete.



**1** Look and circle.

- 1 He's got / She's got brown eyes.
- 2 He's got / She's got blue eyes.
- 3 He's got / She's got blonde hair.
- 4 He's got / She's got black hair.
- 5 He's got / She's got a robot.

**2** Look at Activity 1 and underline.**1** Has she got a bike?

Yes, she has. / No, she hasn't.

**2** Has he got a robot?

Yes, he has. / No, he hasn't.

**3** Look at Activity 1. Ask and answer.

Has she got brown eyes?

Yes, she has.

Draw a dancer

**Think Again!**



UK

Welcome to  
the UK!



Unit 8

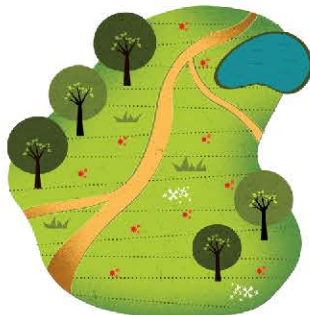


Track 23

1 Listen, point and say.



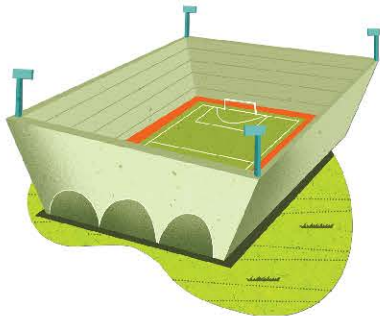
1 pool



2 park



3 mall



4 stadium



5 school



6 zoo

Track 24

2 Listen and guess.



3 Act and say.

It's a pool!





There's a pool.  
There isn't a stadium.



1 Listen and say.



2 Look at Activity 1. Complete with **There's** or **There isn't**.

1 There's a bike.

3 \_\_\_\_\_ a turtle.

2 \_\_\_\_\_ a ball.

4 \_\_\_\_\_ an elephant.



Template 8

3 Draw and say.

In my town...




# Unit 8

## Lesson 3

Sounds Great!



1 Listen and chant.



2 Listen and say.

grass

dress

cliff

giraffe



3 Listen and write **ss** and **ff**.



cli \_\_\_\_



gra \_\_\_\_



dre \_\_\_\_



gira \_\_\_\_ e







1 Listen and say.


Jeff and Cassie are in the park.

Jeff and Cassie make signs.

1



2



3



4



# Unit 8

## Lesson 5

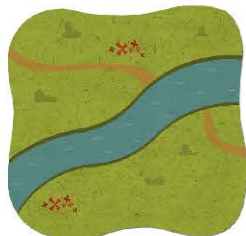
### Vocabulary



1 Listen, point and say.



1 tree



2 river



3 beach



5 flower



6 lake



4 mountain



2 Listen and complete.

1 It's a \_\_\_\_\_.

3 It's a \_\_\_\_\_.

2 It's a \_\_\_\_\_.

4 It's a \_\_\_\_\_.



3 Listen and point. Sing. **Way Up High**





**1** Listen and say.

Is there a river?

Yes, there is. / No, there isn't.

**2** Look at Activity 1 and play the Memory Game.

a zoo

a park

a lake

a stadium

a mountain





# the UK

Let's visit ...

1 Look at the places in the UK.



This is Tommy. He's from England.



This is Sally. She's in the park.



# WEATHER



**1** Look and number.

1. windy



2. rainy


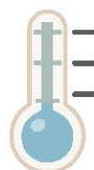


3. hot

4. sunny



5. cloudy



6. snowy

7. cold



**2** Find and say.

It's Friday.

It's rainy and hot.

Monday




Tuesday



Wednesday



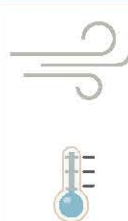
Thursday



Friday



Saturday



Sunday





1 Connect.

1 Classroom

2 Town

a clock.

a window

a door.

a lake

a stadium.

a bike.

a pool

a zoo

2 Look and tick or cross.



1 Is there an elephant?

☐

2 Is there a snake?

☐

3 Is there a spider?

☐

4 Is there an iguana?

☐

5 Is there a monkey?

☐


Draw a park

Think Again!





# Brazil



Welcome to Brazil!



Look at the fruits.

## Unit 9





1 Listen, point and say.

1 pineapple

2 banana

3 watermelon

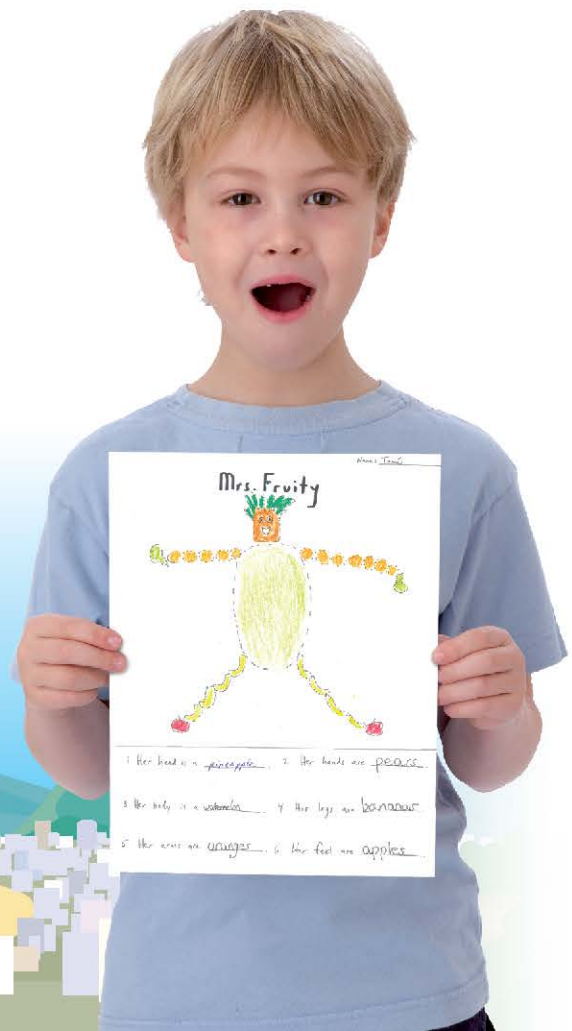


Template 9

2 Draw, colour and say.



3 Listen, then sing. **Amazing Mrs. Fruity**








There's one banana.  
There are three pears.



1 Listen and say.



2 Look at Activity 1. Complete with **There's** or **There are**.



1 \_\_\_\_\_ one pineapple.

2 \_\_\_\_\_ six oranges.



3 Talk to a friend.

There are...



# Unit 9

## Lesson 3

Sounds Great!



1 Listen and chant.



2 Listen and say.

chicken

peach

shopping trolley

fish



3 Listen and write **ch** and **sh**.



fi\_\_\_

\_\_\_opping trolley

pea\_\_\_

\_\_\_icken





1 Listen and point.

1



2



3

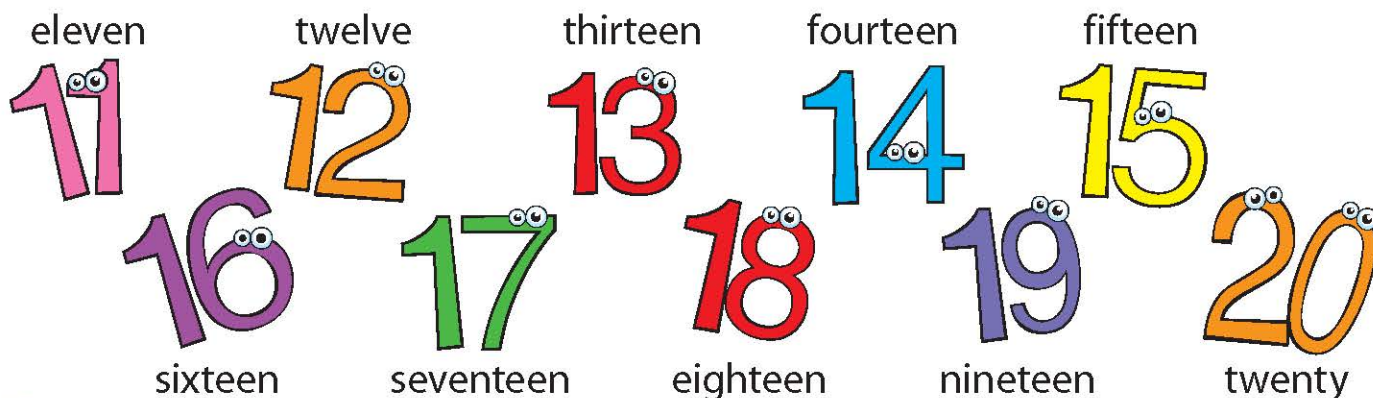


4



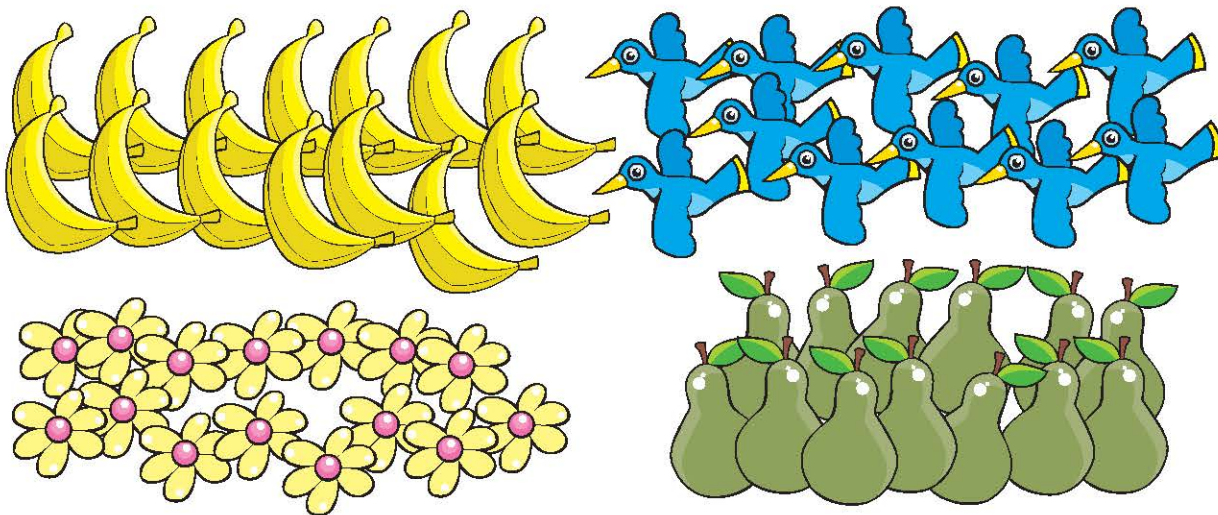


1 Listen, point and say.



2 Listen, count and say.

3 Count, write and say.



- 1 There are 14 bananas.
- 2 There are \_\_\_\_\_ flowers.
- 3 There are \_\_\_\_\_ birds.
- 4 There are \_\_\_\_\_ pears.

There are fourteen bananas.



How many bananas are there?

There are twelve.



1 Listen and say.



2 Talk to your friend.

In your classroom ...

How many windows are there?

There are ...

# Brazil

Let's visit ...

1 Look and point.

This is Dokui from Brazil.



Papayas are yellow.





**FOOD****1** Look and say.**FRUIT**

Apple



Watermelon



Banana



Orange

**vegetables**

Cucumber



Potato



Broccoli



Carrot

**2** Talk to a friend.

I like apples.



I don't like carrots.



## 1 Look and tick (✓).

- 1 There's 1 pear.
- 2 There are 6 apples.
- 3 There are 8 bananas.
- 4 There's 1 pineapple.
- 5 There are 5 oranges.
- 6 There are 4 watermelons.

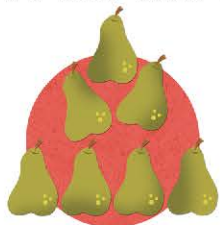
Picture 1

☐  
☐  
☐  
☐  
☐  
☐

Picture 2

☐  
☐  
☐  
☐  
☐  
☐


## 2 Count and say.


1 \_\_\_\_\_  
pears.

2 \_\_\_\_\_  
apples.

3 \_\_\_\_\_  
bananas.

A fruit from Brazil is

Think Again!



# Japan

Welcome to  
Japan!



## Unit 10





1 Listen, point and say.



1 table



2 cupboard



3 TV



4 bed




5 sofa



6 chair

2 Talk to a friend.



There isn't a cupboard.

There's a table.





The book is in / on / under  
the backpack.



1 Listen and say.



2 Listen, act and say.



The pen is on the book.





1 Listen and chant.



2 Listen and say.

pink

thank

thing

sing



3 Listen and write **ng** and **nk**.



si \_ \_



pi \_ \_



th a \_ \_







1 Listen and say.

1



2



3

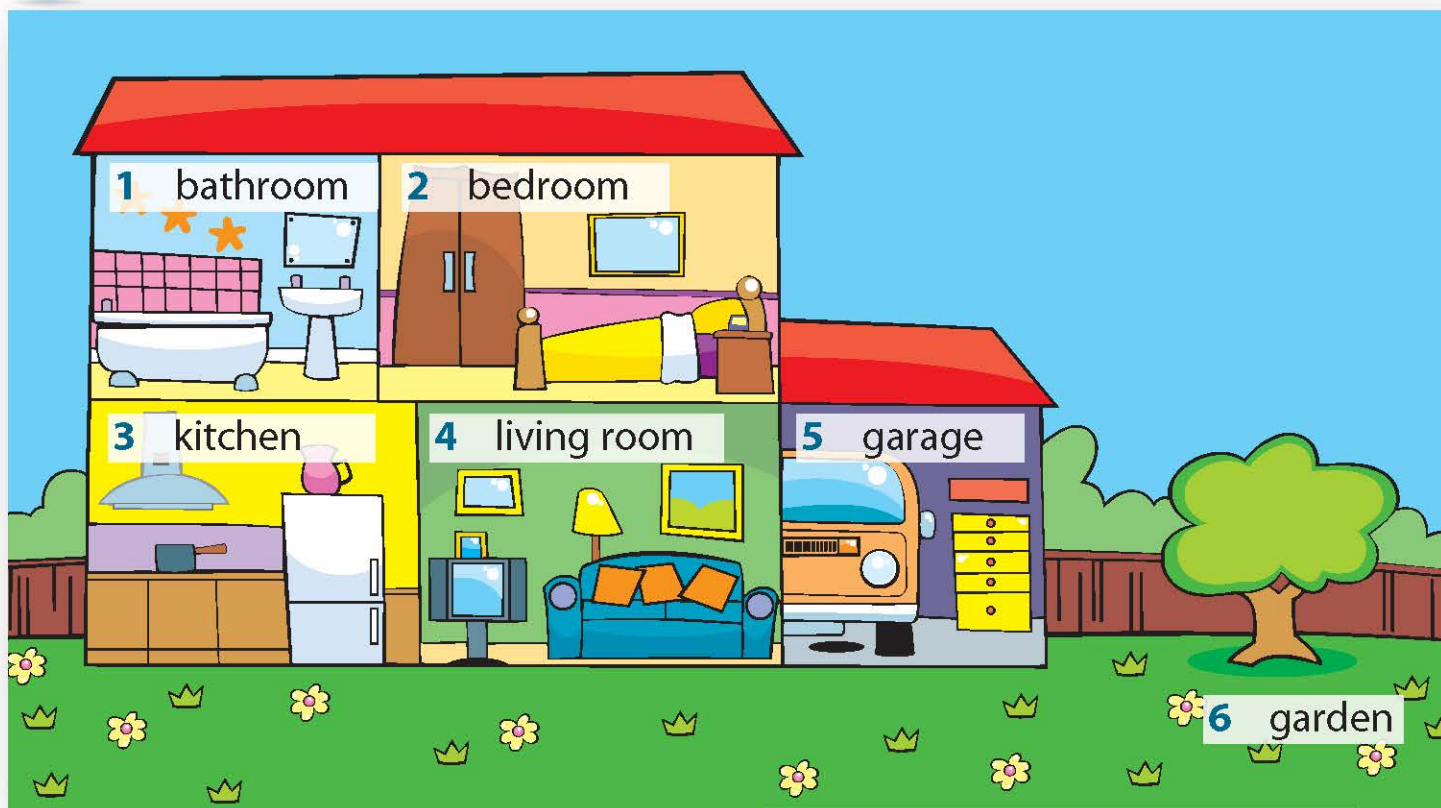


4





1 Listen and repeat.



2 Listen and guess.



3 Draw and say.

Template 10

This is my house. The bed is **in** the bedroom. The book is ...





# Unit 10

## Lesson 6




**1** Listen and say.

Where's the cat?

It's in / on / under the cupboard.

Where are the birds?

They're in / on / under the tree.



**2** Look at Activity 1. Play the Memory Game.

Where's the table?

It's in the garden.

No.

It's in the kitchen.


# Japan

Let's visit ...

1 Look and say.



Hi! I'm Etsu  
from Japan.



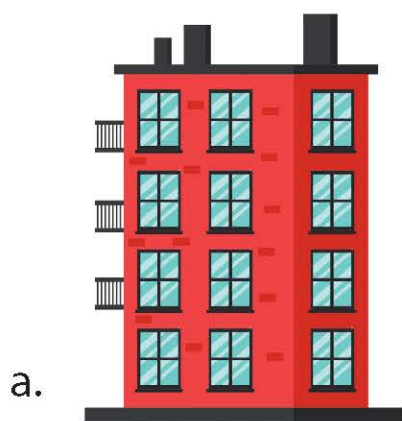
I like gardens.



# MY HOME



**1** Look and match.



flat



castle



igloo



**2** Talk to a friend.



1 Look, ask and answer.

Where's the teddy bear?



It's in the cupboard.

2 Look and circle.

1 Where's the doll?

It's on / under the sofa.

2 Where are the flowers?

They're on / under the table.


3 Where's the sofa?

It's in / on the living room.



Think Again!

Draw a garden





# Christmas



## 1 Sing. O' Christmas Tree



## 2 Find and count.

1. Children in pictures \_\_\_\_\_
2. Toys \_\_\_\_\_
3. Animals \_\_\_\_\_
4. Stars \_\_\_\_\_
5. Candles \_\_\_\_\_



# Halloween



**1** Sing.  
**Trick or treat**

**2** Look and match.





MACMILLAN  
**NEXT  
MOVE**  
**СЛЕДЕЩИ  
КОРАК**



**Workbook**

 **NEW AGE  
PUBLISHING**

**Amanda Cant Mary Charrington**

# Contents

## Vocabulary

## Grammar

## Features

### Unit 1

pages 4–11

hello, hi, goodbye, bye,  
mum, dad, brother,  
sister, grandma, grandpa

I'm ...  
What's your name?  
My name's ...  
This is my ...  
That is your...

**Country:** USA  
**Values Project:**  
Make Friendship Tokens

### Unit 2

pages 12–19

panda, tiger, fish,  
monkey, elephant,  
octopus,  
desk, pencil case, board,  
door, window, clock

What is it?  
It's a / an ...  
Is it a / an ...?  
Yes, it is. / No, it isn't.

**Country:** China  
**Values Project:**  
Make a Car Sticker

### Unit 3

pages 20–27

one, two, three, four, five,  
six, seven, eight, nine, ten,  
pen, pencil, eraser, book,  
ruler, backpack

How old are you?  
I'm ...  
one book / two books  
one pen / three pens

**Country:** Russia  
**Values Project:**  
Make a Sharing Display

### Unit 4

pages 28–35

teacher, actor,  
doctor, farmer, cook,  
artist, singer, dancer,  
taekwondo instructor,  
engineer, inventor,  
football player

His / Her name's ...  
He's / She's a/an ...  
He / She isn't a/an ...  
Is he / she a / an ...?  
Yes, he / she is. / No, he / she isn't.

**Country:** Spain  
**Values Project:**  
Make I'm Sorry Cards

### Unit 5

pages 36–43

doll, computer game,  
teddy bear, robot, bike,  
kite,  
red, yellow, blue, green,  
pink, brown, grey, white,  
black, orange

What are they?  
They're ...  
Are they (colour)?  
Yes, they are. / No, they aren't.

**Country:** Egypt  
**Values Project:**  
Make an Invitation







## Vocabulary

## Grammar

## Features

### Unit 6

pages 44–51

cat, dog, rabbit, turtle, bird,  
horse,  
snake, spider, iguana, mouse,  
frog, hamster

I've got a ...  
I haven't got a ...  
Have you got a ...?  
Yes, I have. / No, I haven't.

**Country:** Mexico  
**Values Project:**  
Make a Pet Chart

### Unit 7

pages 52–59

hair, eyes, ears, nose, mouth,  
teeth,  
legs, arms, feet, hands, fingers,  
toes

He / She / It's got ...  
Has he / she / it  
got ...?  
Yes, he / she / it has.  
No, he / she / it hasn't.

**Country:** India  
**Values Project:**  
Make a Be Clean Chart

### Unit 8

pages 60–67

pool, park, mall, stadium,  
school, zoo,  
tree, river, beach, mountain,  
flower, lake

There's a / an ...  
There isn't a / an ...  
Is there a ...?  
Yes, there is. / No, there  
isn't.

**Country:** UK  
**Values Project:**  
Make a Litter Poster

### Unit 9

pages 68–75

apple, banana, pear, orange,  
pineapple, watermelon,  
eleven, twelve, thirteen, fourteen,  
fifteen, sixteen, seventeen,  
eighteen, nineteen, twenty

There's one ...  
There are (number) ... s.  
How many ... s are there?  
There are (number) ... s.

**Country:** Brazil  
**Values Project:**  
Make a Lost Property Box

### Unit 10

pages 76–83

table, cupboard, TV, bed, sofa,  
chair, bedroom, bathroom,  
living room, kitchen, garage,  
garden

in / on / under  
Where's the ... ?  
It's in / on / under  
the ...  
Where are the ... s?  
They're in / on / under  
the ...

**Country:** Japan  
**Values Project:**  
Make a Pencil Box

pages D1–D10

**My Dictionary**

page 95


page 97

**Progress Record  
Templates**



1 Look and say.

1



2



3



4




2 Draw a picture of yourself.

Hi, I'm Beakie.



Hello, I'm \_\_\_\_\_







1 Look and connect.

1



Eddie

2




Hannah

3





Beakie

2 Draw Beakie and say.



1 Colour and say.



2 Match.

hat




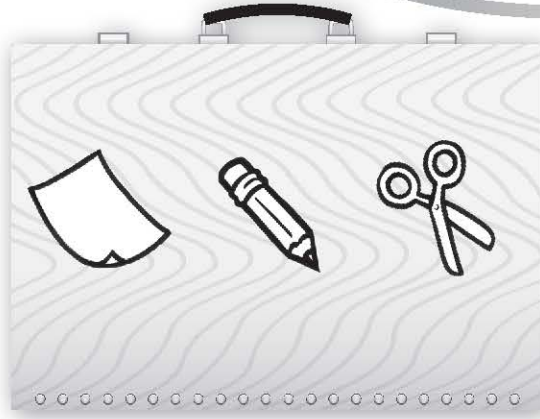


hot






## Make Friendship Tokens

★  
★  
★ Be friendly!



1 Match the words and pictures.

- 1 grandpa
- 2 sister
- 3 mum
- 4 brother
- 5 dad
- 6 grandma



2 Listen and circle.

1



3



2



4





1 Look and say.



2 Look and circle.

1



This is my dad / mum.

2



This is my dad / grandpa.

3





This is my sister / brother.

This is my ...



1 Connect.

This is...

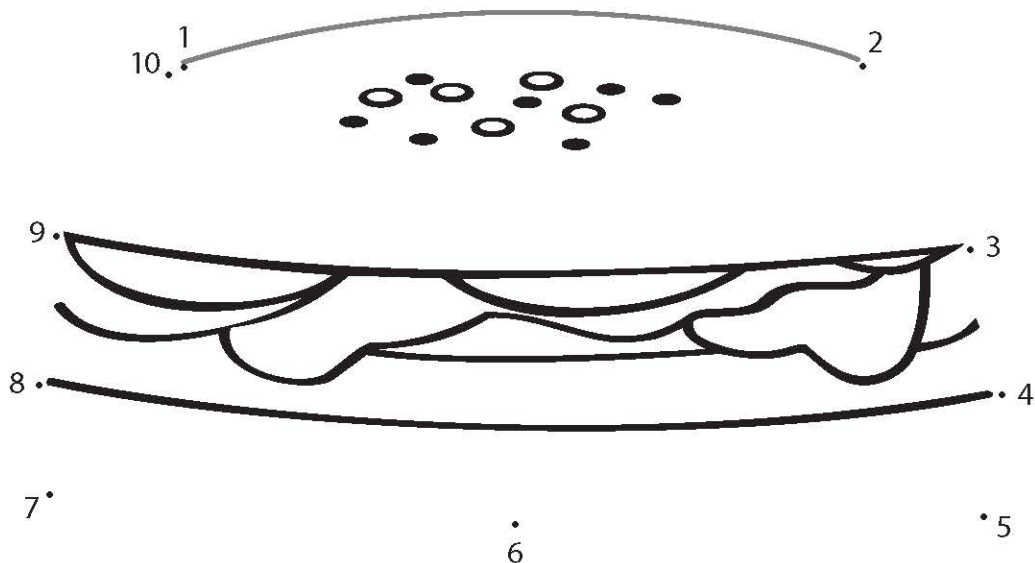


a a burger.

b a cowboy.

c Helen.


2 Connect the dots, colour and circle.



This is a cowboy / burger.



Look at the pictures and tick (✓).








- |           | 1                        | 2                                   |
|-----------|--------------------------|-------------------------------------|
| a brother | <input type="checkbox"/> | <input checked="" type="checkbox"/> |
| b sister  | <input type="checkbox"/> | <input type="checkbox"/>            |
| c grandma | <input type="checkbox"/> | <input type="checkbox"/>            |
| d grandpa | <input type="checkbox"/> | <input type="checkbox"/>            |

- |            | 1                        | 2                        |
|------------|--------------------------|--------------------------|
| e mum      | <input type="checkbox"/> | <input type="checkbox"/> |
| f dad      | <input type="checkbox"/> | <input type="checkbox"/> |
| g Hello!   | <input type="checkbox"/> | <input type="checkbox"/> |
| h Goodbye! | <input type="checkbox"/> | <input type="checkbox"/> |



1 Connect the pictures and words.



a elephant

b octopus

c fish


d monkey

e panda

f tiger

2 Circle the words. Then draw the missing animal from Activity 1.

monkey tiger fish elephant panda








1 Circle.

1




panda / octopus

2




octopus / monkey

3




elephant / fish

4




panda / tiger

5



fish / octopus

6



tiger / monkey

2 Colour the animals in Activity 1.

1 Colour and say.



2 Match.

cat

mum



hut




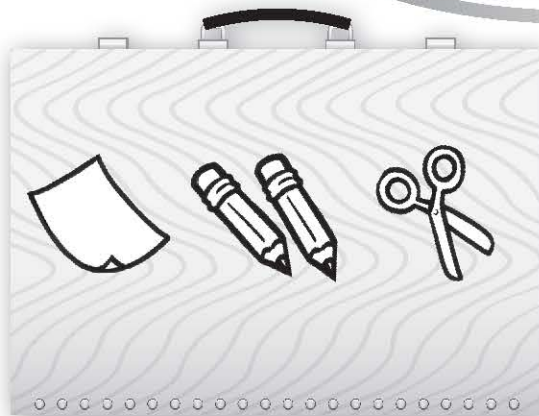
Sandy





Make a Car Sticker

Be careful!



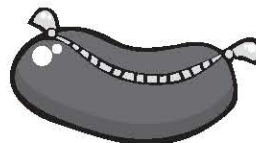
1 Find and match.

1



desk

2



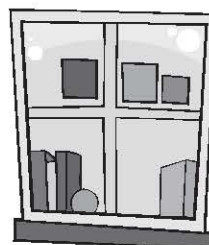
clock

3



window

4



board

5



pencil case

6



door




2 Listen and draw in the correct order.



1 Connect. Then look and tick (✓).

Is it...



a pencil case?

☐


a window?

☐


a door?

☐


a clock?

☐

2 Connect the dots and say.




1 Match the pictures and words.  
Then colour the pictures.

1



2



3

a tiger ☐b panda ☐c elephant ☐

2 Talk to your friend.





☐☐

9

☐☐

9

9





1 Cross out (X) the one that's different.

a

**2**
~~three~~
**two**

b

**seven**
**five**
**5**

c

**three**
**nine**
**3**

d

**eight**
**8**
**2**

e

**3**
**10**
**ten**

f

**six**
**one**
**6**

g

**7**
**four**
**4**

h

**1**
**one**
**3**

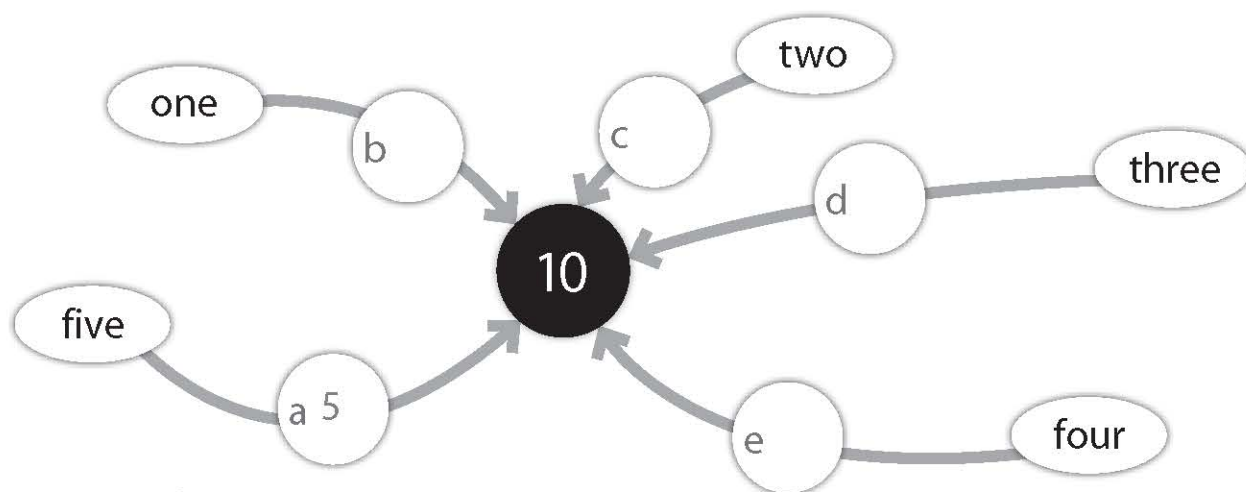
i

**seven**
**7**
**six**

j

**nine**
**eight**
**9**

2 Write numbers to make ten.







1 Look and circle.



I'm seven. / I'm five.



I'm ten. / I'm six.



I'm two. / I'm nine.



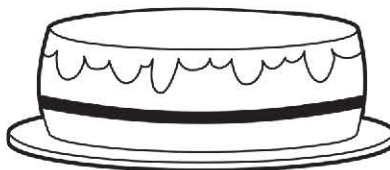
I'm three. / I'm four.

2 Draw a picture of yourself and the correct number of candles on the cake.

I'm three. How old are you?



I'm \_\_\_\_.




1 Colour and say.



2 Match.

grandpa



brother


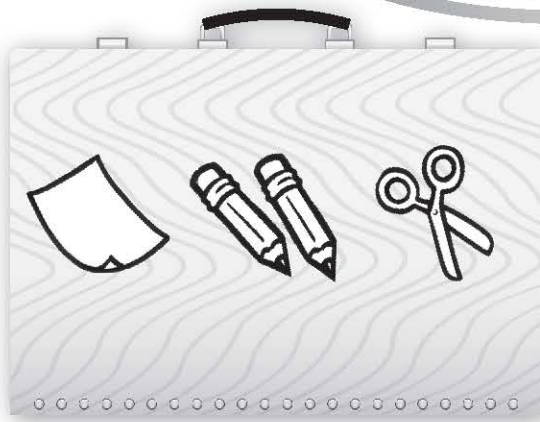


pencil case



## Make a Sharing Display

It's good to share!



1 Match the words and pictures.

1 pencil


3 backpack

5 eraser

2 pen


4 ruler

6 book



2 Listen and draw the objects in the correct order.


1




2




3




4



5



6








1 Look and complete.



- 1 \_\_\_\_\_ erasers
- 2 \_\_\_\_\_ backpack
- 3 \_\_\_\_\_ pencils

2 Follow the path. Then count and write the number.




1 4 pens

2 1 pencil

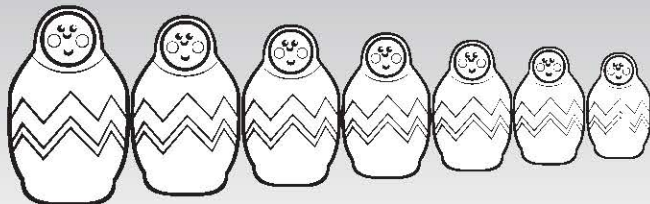
3 2 backpacks

4 4 rulers



1 Count and write the number. Then circle.


1



7

six / seven / ten


2



—

three / eight / five

3



—

six / nine / eight

2 Match and colour.

1 I'm

a seven years old.

2 I'm

b from Russia.

3 I'm

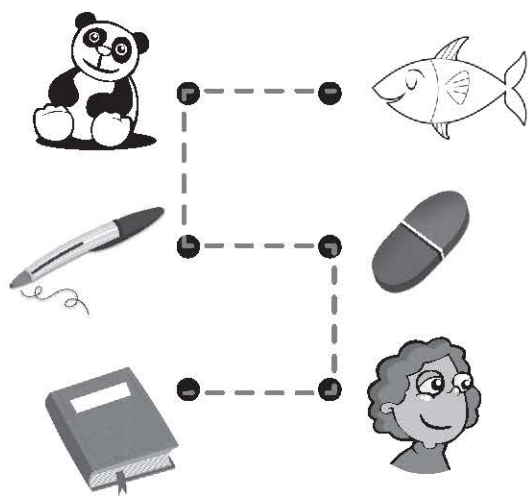
c Alex.






Connect the dots in the correct order to get the numbers 5, 6, 2, 3 and say.


a



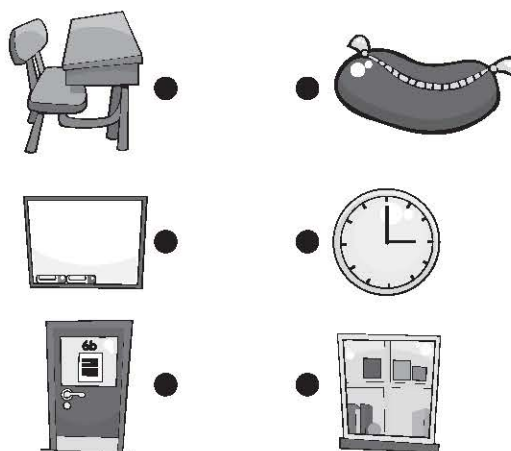
b



c



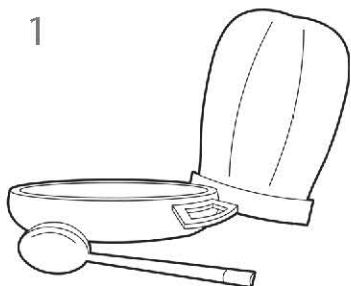
d





1 Look and tick (✓).

1




cook



artist



2



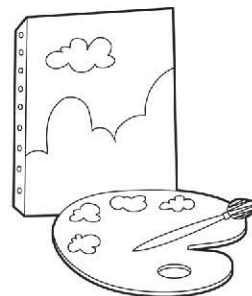
actor



farmer



3




teacher



artist



4



teacher



farmer



5



doctor



cook



6



doctor



actor



2 Find and circle the word. Then circle the picture.

t	m	c	e	a	l	v
x	t	k	t	o	r	t
f	a	r	m	e	r	f

1



2









1 Match and say.




farmer



teacher



cook



doctor


2 Look and say.



He's...



She's...



He's...




She's...

1 Colour and say.



2 Match.

farmer



fox

sister


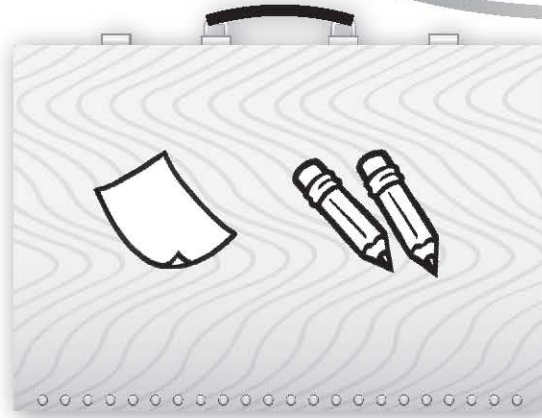






## Make I'm Sorry Cards

Accept apologies!



I'm sorry,  
Mum.

It's OK.



1 Look and circle.



taekwondo instructor /  
singer



engineer / football  
player



inventor / dancer



dancer /  
taekwondo instructor



inventor / football player



singer / dancer

2 Look at Activity 1. Look and tick (✓).

1 He's a  
taekwondo  
instructor.



2 He's an engineer.



3 He's a singer.







1 Look and tick or cross.


1



Is she an artist?

☐

2



Is he an artist?

☐

3



Is he a farmer?

☐

4



Is she an inventor?

☐


2

Listen and draw in the correct order.



**Let's visit ...**

**Spain**



**1** Look, say and colour.



**2** Draw a famous person from your country.

**artist**

**football  
player**


**cook**

**singer**








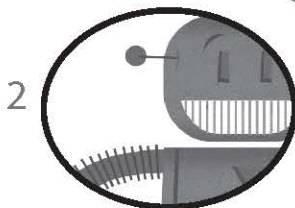
Look at the pictures and tick (✓).



	1	2		1	2
a doctor	<input type="checkbox"/>	<input checked="" type="checkbox"/>	f cook	<input type="checkbox"/>	<input type="checkbox"/>
b teacher	<input type="checkbox"/>	<input type="checkbox"/>	g artist	<input type="checkbox"/>	<input type="checkbox"/>
c engineer	<input type="checkbox"/>	<input type="checkbox"/>	h football player	<input type="checkbox"/>	<input type="checkbox"/>
d actor	<input type="checkbox"/>	<input type="checkbox"/>	i singer	<input type="checkbox"/>	<input type="checkbox"/>
e farmer	<input type="checkbox"/>	<input type="checkbox"/>	j inventor	<input type="checkbox"/>	<input type="checkbox"/>



1 Connect the pictures and words.



a doll

b computer game

c teddy bear


d robot

e bike

f kite

2 Circle the words. Then draw the missing toy from Activity 1.

robot doll bike kite computer game

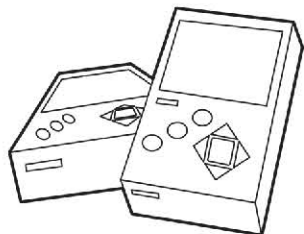






**1** Look, say and colour.

1




They're computer games.

2



It's a robot.

3



It's a bike.

4




They're dolls.

5



They're teddy bears.

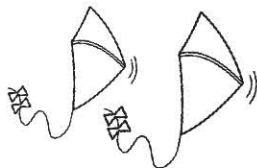
6



It's a kite.

**2** Look and match.


1



2



3



a She is a teacher.

b They're kites.

c It's a bike.

1 Colour and say.



2 Match.

grandma



queen


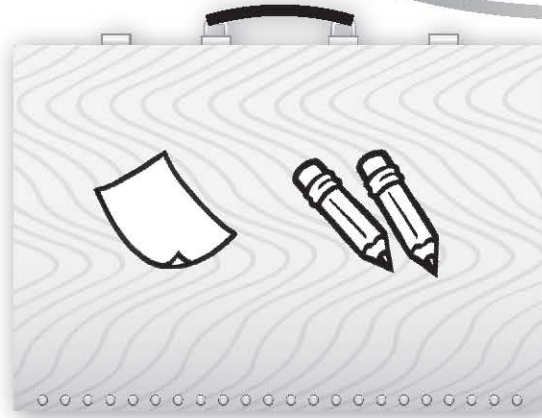


robot



Make an Invitation

Play together!



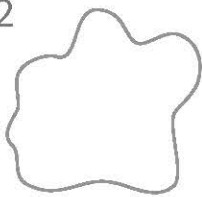
## 1 Colour and say.

1



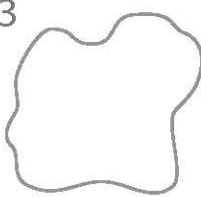
black

2




orange

3




pink

4




grey

5



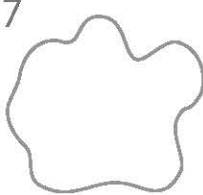
white

6



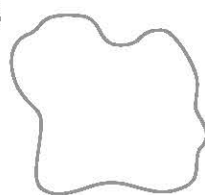
brown

7



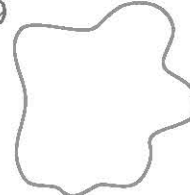
green

8



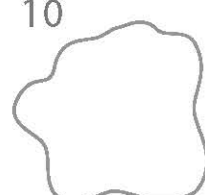
blue

9



red


10




yellow

## 2 Colour the animals their real colours.

1 pandas



2 elephants




3 tigers







1 Look and colour.




They're pink and yellow.



They're grey and black.




They're blue and orange.



They're brown and white.



2 Listen and colour.




Let's visit ...


## Egypt

1 Use the key to colour the picture.

1 = yellow	2 = red	3 = pink	4 = brown	5 = green
6 = blue	7 = black	8 = orange	9 = white	10 = grey


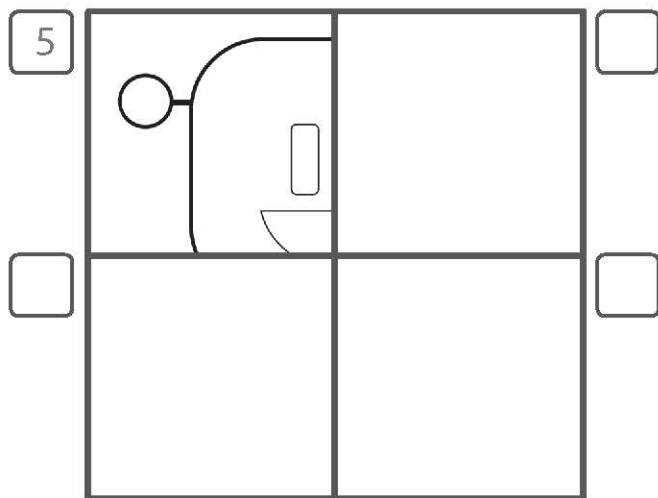

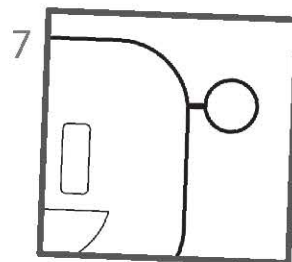
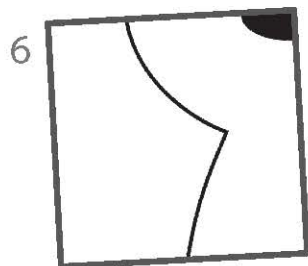
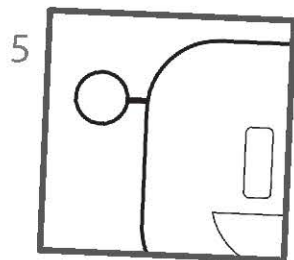
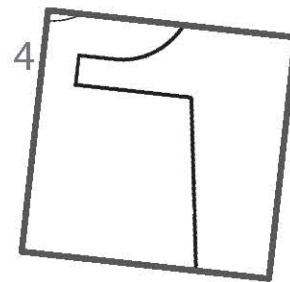
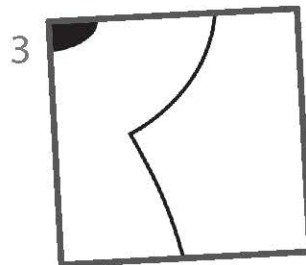
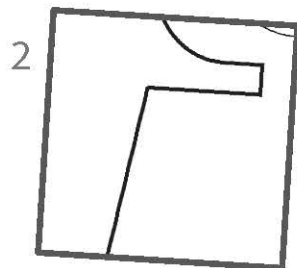



2 Colour the camels any colour and say.






Write the number and draw.






**1** Look and tick (✓).



cat

☐


bird

☒


horse

☐


dog

☐


dog

☐


bird

☐


horse

☐


turtle

☐


cat

☐

rabbit

☐


cat



☐

turtle

☐

**2** Use the key to colour the pictures.



- 1 = red  
2 = black  
3 = yellow  
4 = white  
5 = blue







1 Match the pictures and sentences.



- a I haven't got a fish. ☐
- b I've got a rabbit. ☐

- c I haven't got a dog. ☐
- d I've got a horse. ☐



2 Complete the sentences about you.

've got      haven't got

- 1 I \_\_\_\_\_ a dog.
- 2 I \_\_\_\_\_ a cat.

- 3 I \_\_\_\_\_ a sister.
- 4 I \_\_\_\_\_ a brother.

1 Colour and say.



2 Match.

zebra

turtle

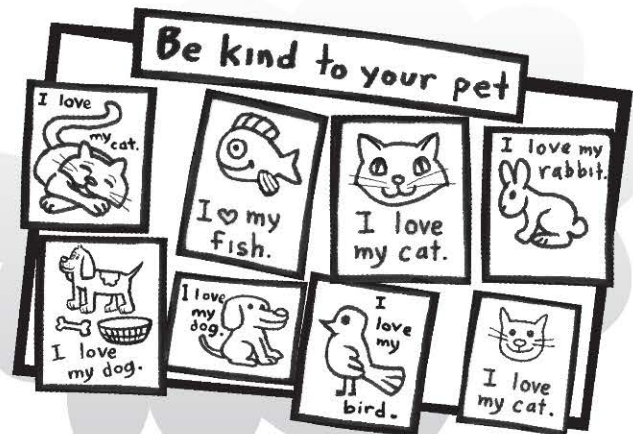


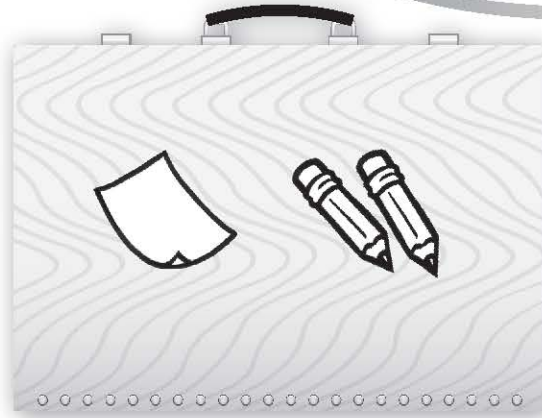
jaguar






## Make a Pet Chart

Be kind to your pet!



## 1 Colour the animals.

I've got...

2 Draw yourself with an animal from Activity 1.  
Colour the animal.



# Unit 6

## Lesson 6

1 Look and tick or cross.



Have you got...

1	a bike?	<input type="radio"/>
2	a computer game?	<input type="radio"/>
3	a fish?	<input type="radio"/>
4	a rabbit?	<input type="radio"/>
5	a brother?	<input type="radio"/>
6	a sister?	<input type="radio"/>



2 Listen and draw in the correct order.

1 Look and circle.



It is from Mexico / Egypt.

It is from Mexico / Egypt.

It is from Mexico / Egypt.

2 Copy the words. Then draw.


☹ = is    ☀ = My    🌱 = favourite    👑 = a/an    🐾 = animal




\_\_\_\_\_




Find and circle the words.



1 cat




4 bird




6 rabbit




8 spider




10 mouse




2 horse



3 dog



5 turtle



7 snake



9 iguana



11 frog



12 hamster

i	g	u	a	n	a	b	r
x	h	s	e	w	c	o	e
d	f	n	i	w	a	q	f
z	h	a	m	s	t	e	r
r	o	k	o	p	l	b	o
a	r	e	u	i	d	o	g
b	s	g	s	d	r	e	w
b	e	p	e	e	d	f	x
i	a	b	i	r	d	v	u
t	u	r	t	l	e	t	d



**1** Match the words to the picture.

1 hair ☐ d


2 nose ☐

3 ears ☐

4 eyes ☐

5 mouth ☐

6 teeth ☐



**2** Draw a picture of your face.








1 Use the key to colour the pictures and say.

1 = brown 2 = blue 3 = black



2 Draw your friend's face and colour.



## 1 Colour and say.



## 2 Match.



Ella



Izzy


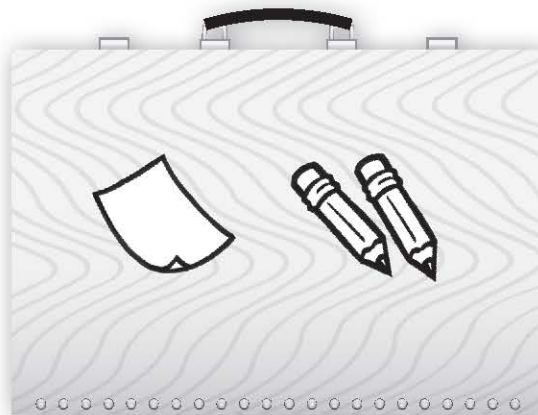


dizzy




*Make a Be Clean Chart*

Be clean!




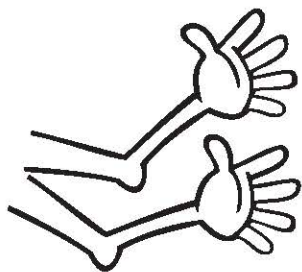


1 Match the words to the picture.

- 1 hands
- 2 toes
- 3 arms
- 4 feet
- 5 fingers
- 6 legs




2 Listen and act.






## 1 Count and write the number.

1



The spider's got \_\_\_\_ legs.

2



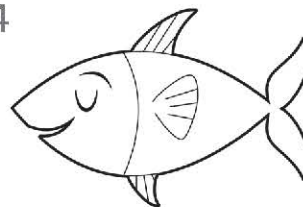
The octopus's got \_\_\_\_ head.

3





The monkey's got \_\_\_\_ fingers.

4



The fish's got \_\_\_\_ mouth.


## 2 Draw the faces of two family members and say.






1 Colour and say.

1



2


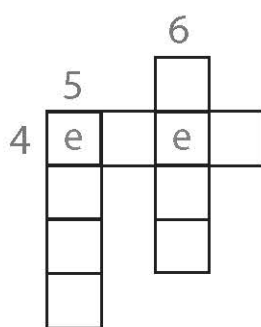
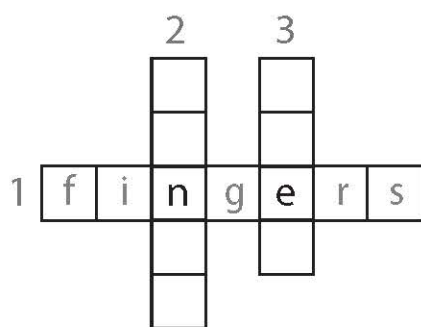





2 Look, circle and say.

- 1 I've got brown / black / blue eyes.
- 2 I've got black / brown / blonde hair.



Look and complete the puzzles.





**1** Connect the words and pictures.

1 pool

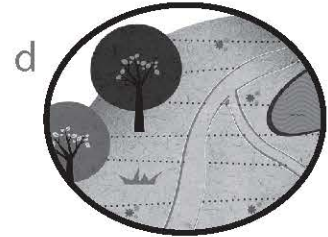
2 park

3 mall

4 stadium

5 school

6 zoo



**2** Circle the words. Then look at Activity 1 and draw the missing place.

zoo mall pool stadium park



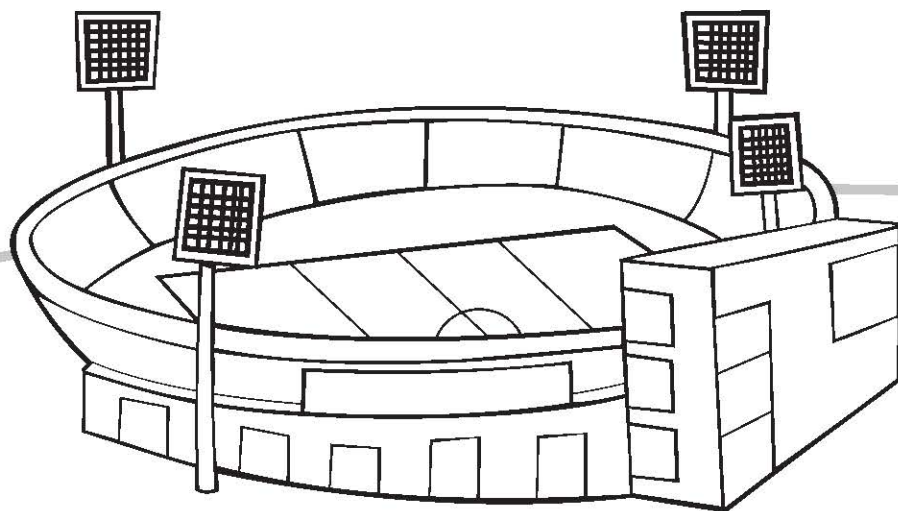





1 Look, say and colour.

There's...

There isn't...




## 1 Colour and say.



## 2 Match.

happy birthday



giraffe



dress







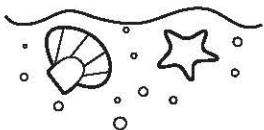
## Make a Litter Poster

★ ★ ★  
Don't drop litter!

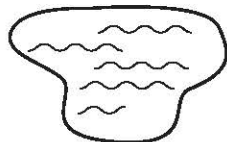



Don't drop litter!


1 Complete and say.




be\_ch




lak\_




t\_ee



flo\_er



riv\_r




moun\_ain




2 Listen and say.

I see...





1 Follow the path. Then look and tick (✓).



Yes, there is.

No, there isn't.

1 Is there a beach?

☐
☐

2 Is there a mountain?

☐
☐

3 Is there a river?

☐
☐

4 Is there a flower?

☐
☐

5 Is there a lake?

☐
☐

1 Colour and say.



2 Draw a park in the UK.





Toss a coin and move your game piece.  
Say the sentence.

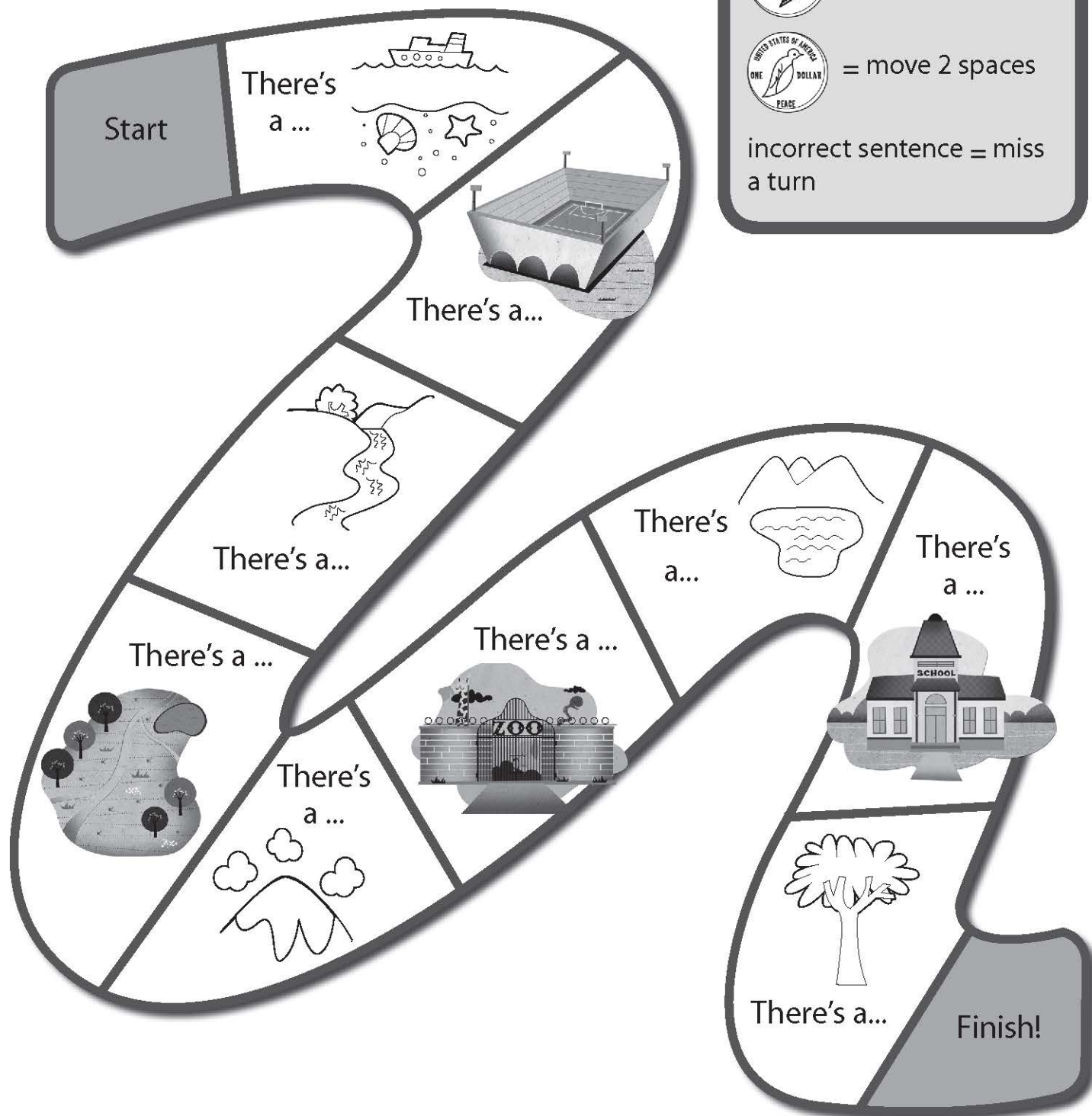


= move 1 space




= move 2 spaces

incorrect sentence = miss  
a turn



1 Look and complete.




2 Listen and draw in the correct order.





1 Look and complete.




- 1 There are \_\_\_\_ oranges.
- 2 There's \_\_\_\_ monkey.
- 3 There are \_\_\_\_ birds.
- 4 There are \_\_\_\_ watermelons.
- 5 There are \_\_\_\_ bananas.

1 Colour and say.



2 Match.

peaches




shopping trolley



# Make a Lost Property Box

Don't take  
others' things!



## 1 Complete.

a 16**sixteen**

d \_\_\_\_\_

**nineteen**

g \_\_\_\_\_

**twelve**

j \_\_\_\_\_

**eighteen**

b \_\_\_\_\_

fourteen

e \_\_\_\_\_

eleven

h \_\_\_\_\_

**thirteen**

c \_\_\_\_\_

**fifteen**

f \_\_\_\_\_

**twenty**

i \_\_\_\_\_

**seventeen**eleven,  
twelve, thirteen...

## 2 Add and write the number.

1 Four and ten is 14.

4 Two and ten is \_\_\_\_\_.

2 Three and ten is \_\_\_\_\_.

5 Five and ten is \_\_\_\_\_.

3 Ten and ten is \_\_\_\_\_.

6 Ten and one is \_\_\_\_\_.

## 3 Connect in the correct order and colour.


thirteen...seventeen...eleven...fifteen...thirteen...eleven...

fifteen...seventeen There's a \_\_\_\_\_.

.11



13.



15.







1 Add and write the number.


1 6  + 8  = There are 14 pineapples.

2 9  + 4  = There are \_\_\_\_\_ bananas.

3 6  + 5  = There are \_\_\_\_\_ pears.

2 Copy the words. Then look and complete the answers.

- |           |           |
|-----------|-----------|
| ● = many  | ▲ = How   |
| ■ = there | ★ = are   |
| ⬡ = cats  | ♥ = birds |

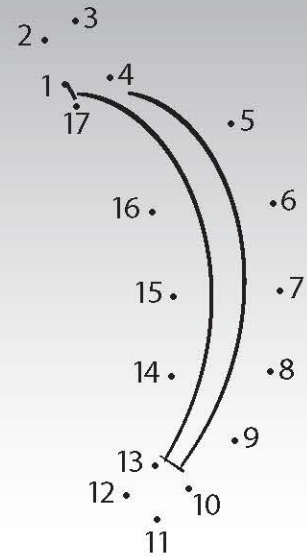
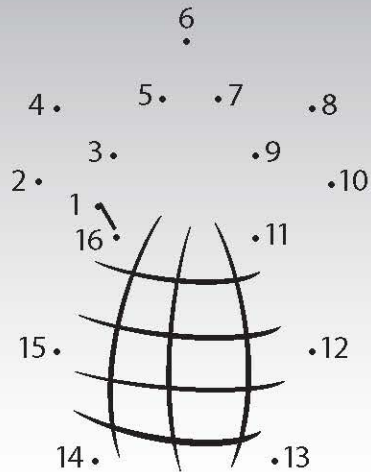


1    ▲           ●           ⬡           ★           ■  
 How \_\_\_\_\_?  
 There are \_\_\_\_\_.

2    ▲           ●           ♥           ★           ■  
 \_\_\_\_\_?  
 \_\_\_\_\_.

# Let's visit ... Brazil

1 Connect the dots.



2 Draw some fruit and vegetables. Say I like or I don't like.






1 Look and tick (✓) the things in the picture.



- |         |                                     |            |                          |             |                          |           |                          |
|---------|-------------------------------------|------------|--------------------------|-------------|--------------------------|-----------|--------------------------|
| apples  | <input checked="" type="checkbox"/> | bananas    | <input type="checkbox"/> | watermelons | <input type="checkbox"/> | pears     | <input type="checkbox"/> |
| oranges | <input type="checkbox"/>            | pineapples | <input type="checkbox"/> | trees       | <input type="checkbox"/> | flowers   | <input type="checkbox"/> |
| dog     | <input type="checkbox"/>            | cat        | <input type="checkbox"/> | dancers     | <input type="checkbox"/> | mountains | <input type="checkbox"/> |
| books   | <input type="checkbox"/>            | doctors    | <input type="checkbox"/> | hats        | <input type="checkbox"/> | elephants | <input type="checkbox"/> |



1 Look at the pictures and tick (✓).



- |                         | 1                        | 2                                   |
|-------------------------|--------------------------|-------------------------------------|
| a There's a sofa.       | <input type="checkbox"/> | <input checked="" type="checkbox"/> |
| b There's a cupboard.   | <input type="checkbox"/> | <input type="checkbox"/>            |
| c There's a TV.         | <input type="checkbox"/> | <input type="checkbox"/>            |
| d There's a table.      | <input type="checkbox"/> | <input type="checkbox"/>            |
| e There's a chair.      | <input type="checkbox"/> | <input type="checkbox"/>            |
| f There's a bed.        | <input type="checkbox"/> | <input type="checkbox"/>            |
| g There's a teddy bear. | <input type="checkbox"/> | <input type="checkbox"/>            |
| h There are books.      | <input type="checkbox"/> | <input type="checkbox"/>            |







1 Look and circle.



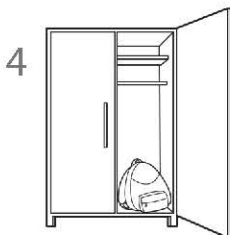
in / on / under



in / on / under



in / on / under



in / on / under



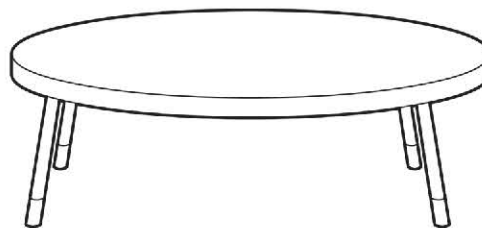
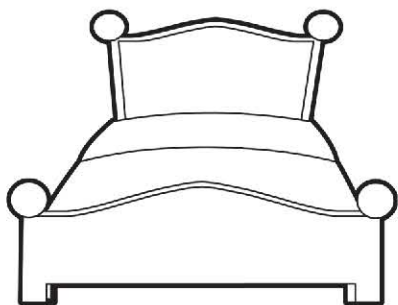
in / on / under



in / on / under

2 Look and draw.

1 There's a teddy bear on the bed.



2 There's a clock under the table.

1 Colour and say.



2 Match.



thank you



happy birthday  
to you




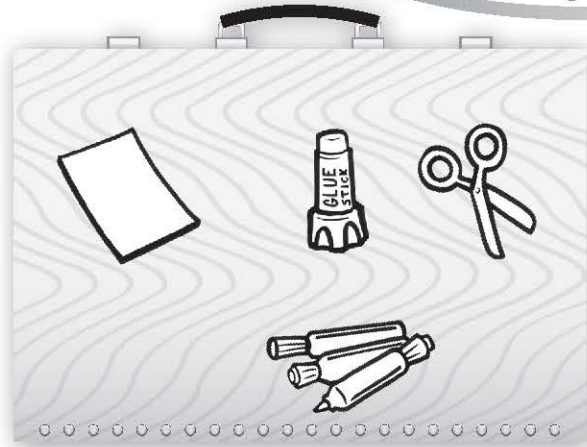
pink cake





## Make a Pencil Box

Be neat!



1 Match the words to the picture.

1 living room

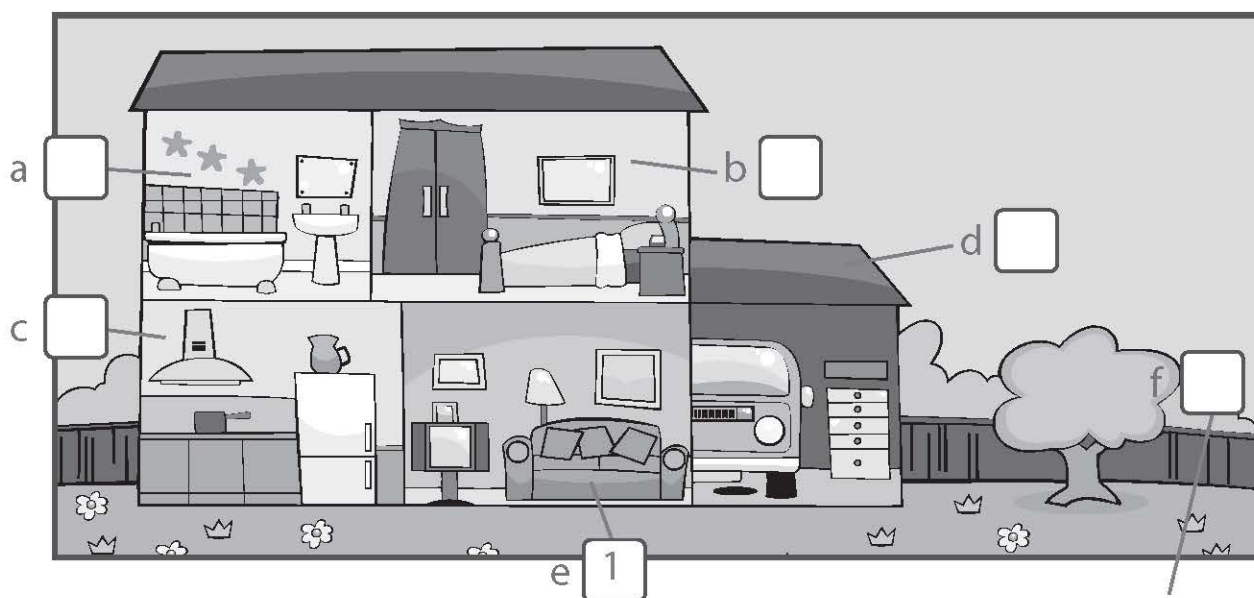
2 kitchen

3 garden

4 garage

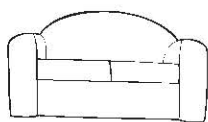
5 bedroom

6 bathroom

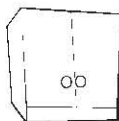


2 Connect and say.


1



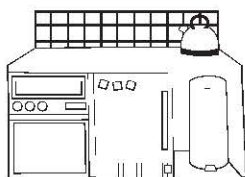
2



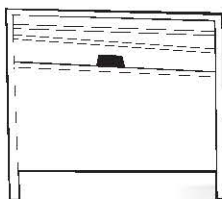
3




a



b




c





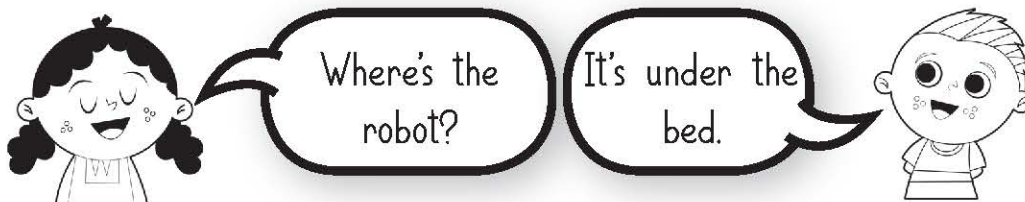
## 1 Look and complete.




in on under

- 1 The cats are in the bed.
- 2 The teddy bear is on the chair.
- 3 The monkeys are under the table.
- 4 The robot is under the bed.
- 5 The rabbit is in the cupboard.
- 6 The dolls are on the sofa.

## 2 Look at Activity 1. Ask and answer with a friend.



1 Colour the picture.

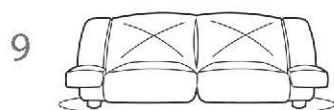
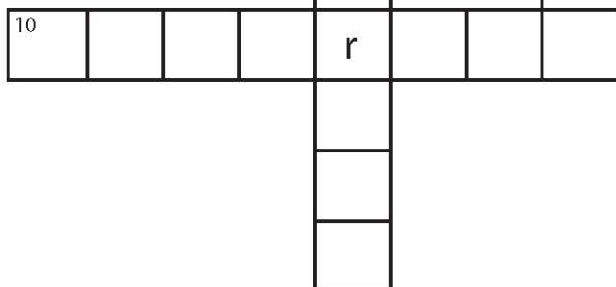

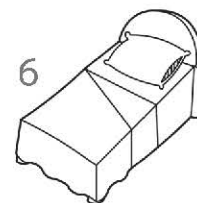
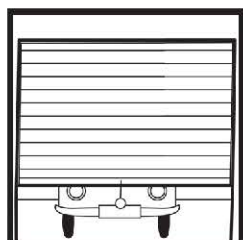
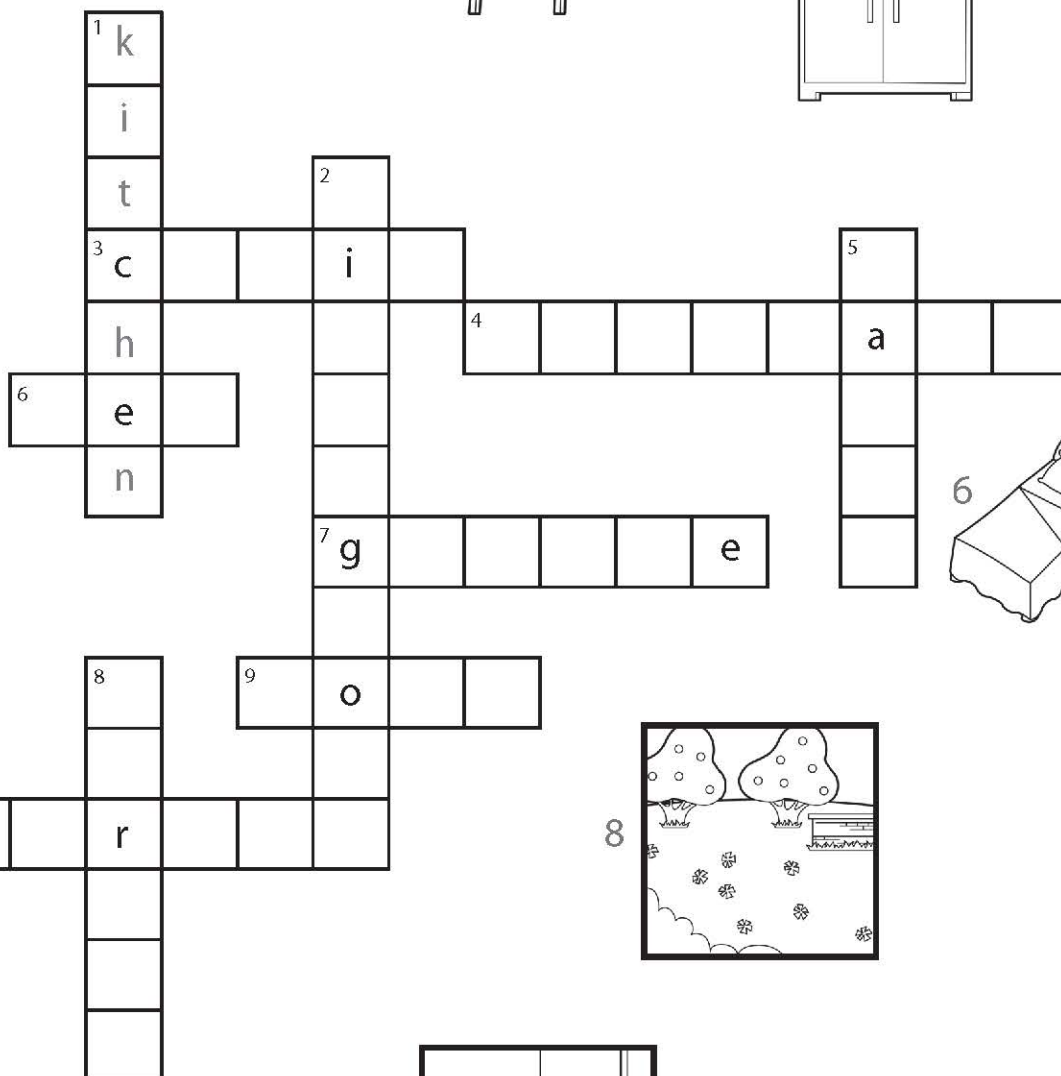
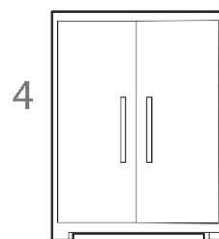
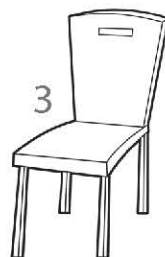

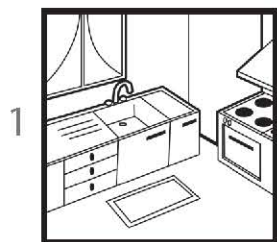


2 Draw your house.





Look and complete the puzzle.



# My Dictionary



## How to Make Your Dictionary

Open your *Sledeći korak* Workbook at the *My Dictionary* section.




Cut out the *My Dictionary* pages after all the units are completed.



Complete the *My Dictionary* pages for the unit.



Keep the pages in a folder and label it *My Dictionary*. Use it to review your *Sledeći korak* vocabulary!





**Page 4** Draw your friends.

Hello.

Hi.

Goodbye.

Bye.

**Page 8** Draw.



mum



dad



grandma


grandpa

brother


sister




Page 12 Draw.




fish



tiger




elephant



octopus




panda



monkey

Page 16 Complete the picture.





**Page 20** Complete the numbers.



eight



five



four



nine



one



ten



three



two

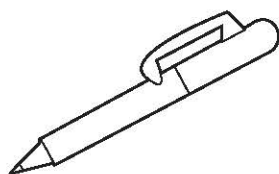


seven

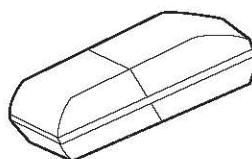


six


**Page 24** Draw.




pen




eraser




backpack



pencil



book



ruler



Page 28 Connect.



actor



farmer



artist



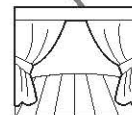
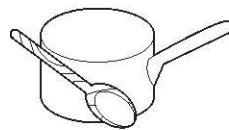

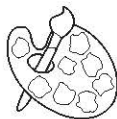
cook



teacher

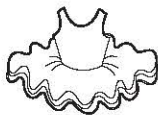


doctor

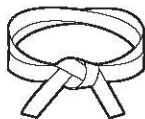

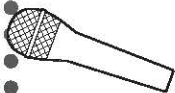


Page 32 Cross out (X) the one that's different.

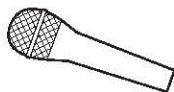

Then circle the word.





dancer / inventor



football player / taekwondo instructor



singer / dancer



engineer / football player

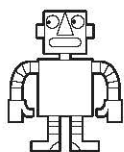




**Page 36** Draw.



doll



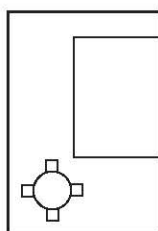
robot



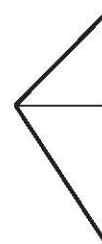
teddy bear



bike



computer  
game



kite

**Page 40** Colour the objects and say.

1 = red

2 = yellow

3 = blue

4 = green

5 = pink

6 = brown

7 = grey


8 = white

9 = black

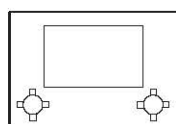
10 = orange



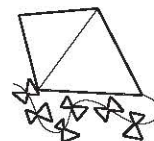
bike



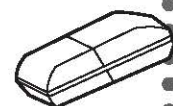
doll



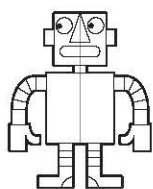
computer  
game



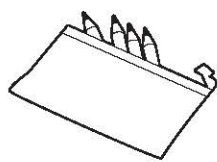
kite



eraser



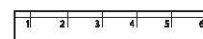
robot



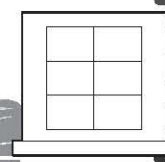
pencil  
case



teddy  
bear




ruler



window



**Page 44** Find and circle the animals.  
Then complete.



c \_ a \_ t

\_ \_ og

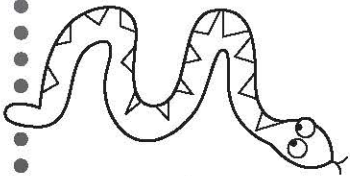
ra \_ \_ \_ it

t \_ \_ \_ tle


b \_ \_ \_ d

h \_ \_ \_ se


**Page 48** Look and complete.




sn \_ \_ k \_




sp \_ \_ d \_ r



i \_ \_ \_ a \_ a



m \_ \_ \_ se



\_ \_ \_ og




ha \_ \_ \_ ter



**Page 52** Complete the words 1–6.


**Page 56** Complete the words 7–12.





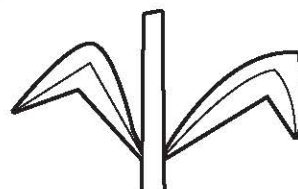


**Page 60** Look and complete.

pool park mall stadium school zoo



**Page 64** Complete and draw.





tree  
mountain  
flower  
river  
beach  
lake





**Page 68** Complete and draw.

watermelon  
banana  
apple  
pineapple  
orange  
pear



**Page 72** Write. Then complete the numbers.

11

18

15

14

\_\_\_\_ven

eight\_\_\_\_

f\_\_\_\_teen

four\_\_\_\_

14

13

12

20

nine\_\_\_\_

th\_\_\_\_teen

t\_\_\_\_lve

twe\_\_\_\_

17

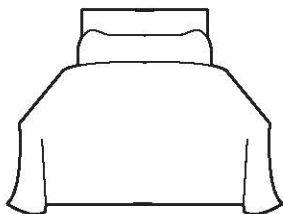
16

seven\_\_\_\_

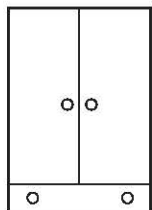
six\_\_\_\_



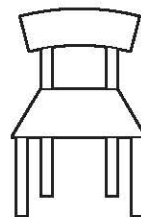
**Page 76** Complete and draw.



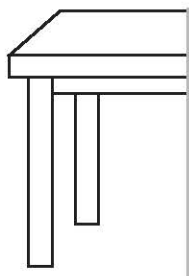
\_\_\_ \_ d



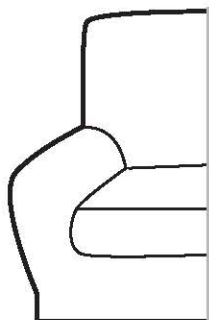
c \_\_\_ \_ bo \_\_\_ \_ d



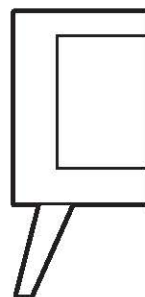
\_\_\_ \_ air



t \_\_\_ b \_\_\_ \_




\_\_\_ \_ fa



\_\_\_ v

**Page 80** Look and complete.

living room  
bedroom  
bathroom  
kitchen  
garage  
garden





## Sledeći korak 2

# Progress Record



Read and circle.

**Unit  
1**

Country: UK / USA

Hi / Goodbye. My name's Eddie.

**Unit  
2**

Country: China / India

Is it a / an elephant? Yes / No , it is.

**Unit  
3**

Country: Russia / Brazil

How old are you? I'm seven / fine.

**Unit  
4**

Country: Japan / Spain

Is he a / an farmer? Yes / No , he isn't.

**Unit  
5**

Country: Egypt / Mexico

Are they pink bikes? No, they are / aren't.

**Unit  
6**

Country: Mexico / Egypt

Have you got a frog? Yes, I have / haven't.

**Unit  
7**

Country: China / India

Have / has you / it got eight legs? Yes, you / it have / has.

**Unit  
8**

Country: UK / USA

There is / isn't a / an elephant in my school.

**Unit  
9**

Country: Brazil / Russia

How many orange / pears are there? There are one / twelve.

**Unit  
10**

Country: Spain / Japan

Where's the table / chairs? It's / They're in the kitchen.



Sledeći korak ...

Level 2!









Name .....


## This is my family




This is my mum / dad.




This is my mum / dad.




This is my brother / sister.



This is my brother / sister.



This is my grandma / grandpa.




This is my grandma / grandpa.







## My Zoo




This is an octopus.




This is a fish.




This is an elephant.



This is a panda.



This is a tiger.






This is a monkey.





# How old are you?





Name .....

## Jobs

singer  
 football player  
 dancer  
 actor  
 artist  
 inventor  
 taekwondo  
 instructor  
 teacher  
 cook  
 engineer  
 farmer  
 doctor



He's a .....  
 His name's .....

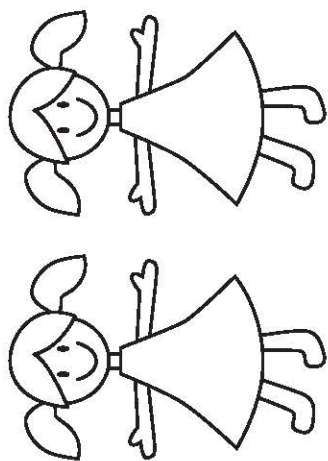


She's a .....  
 Her name's .....

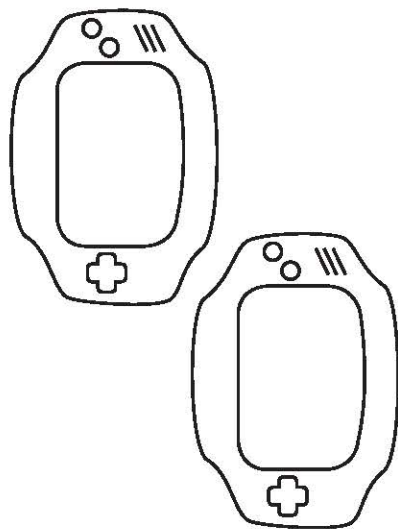




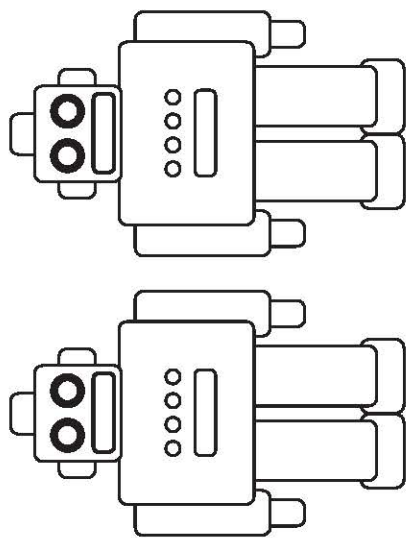
# My toys




They're dolls.



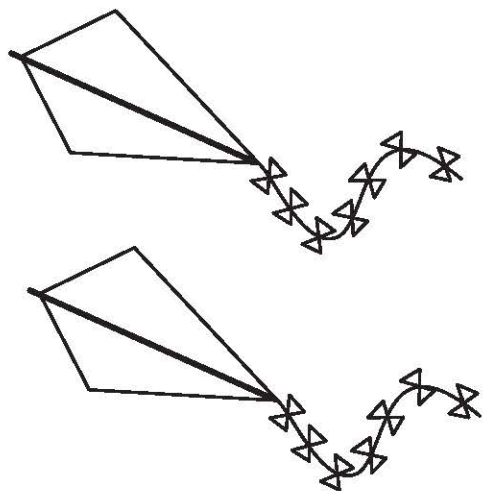
They're computer games.




They're robots.



They're teddy bears.



They're kites.




They're bikes.





# My Animals




They're .....	It's a .....
They're .....	It's a .....





My friend is .....



..... 's got ..... eyes.

..... 's got ..... hair.

..... hasn't got ..... eyes.

..... hasn't got ..... hair.

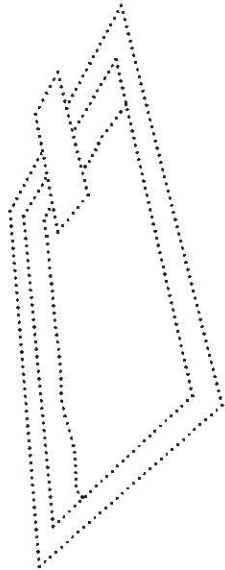




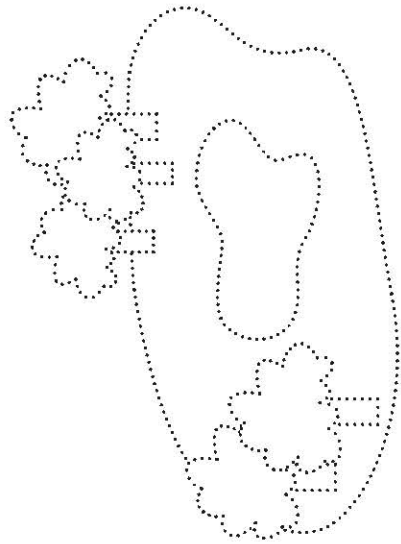




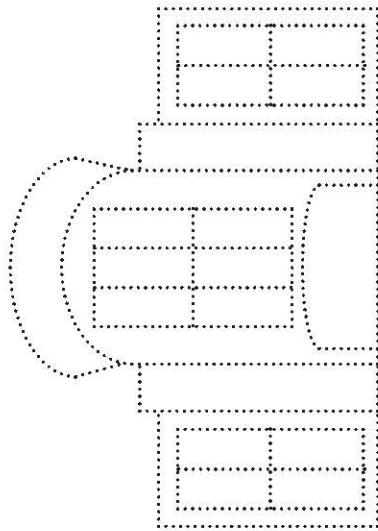
Name .....



pool

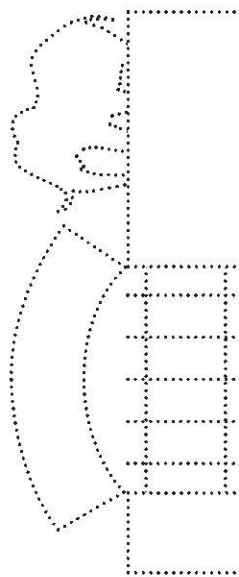


park

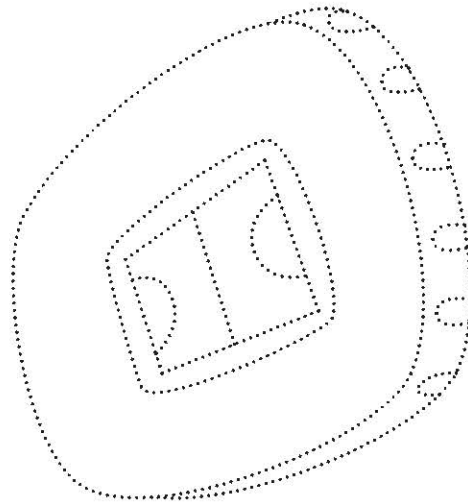


mall

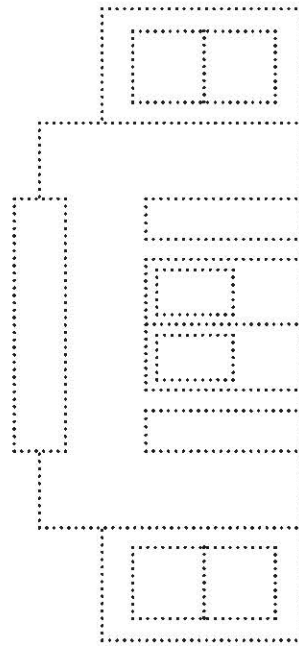
## My Town



zoo



stadium




school





# Mrs Fruity



Her head is a ..... pineapple .....

Her legs are .....

Her hands are .....

Her arms are .....

Her body is a .....

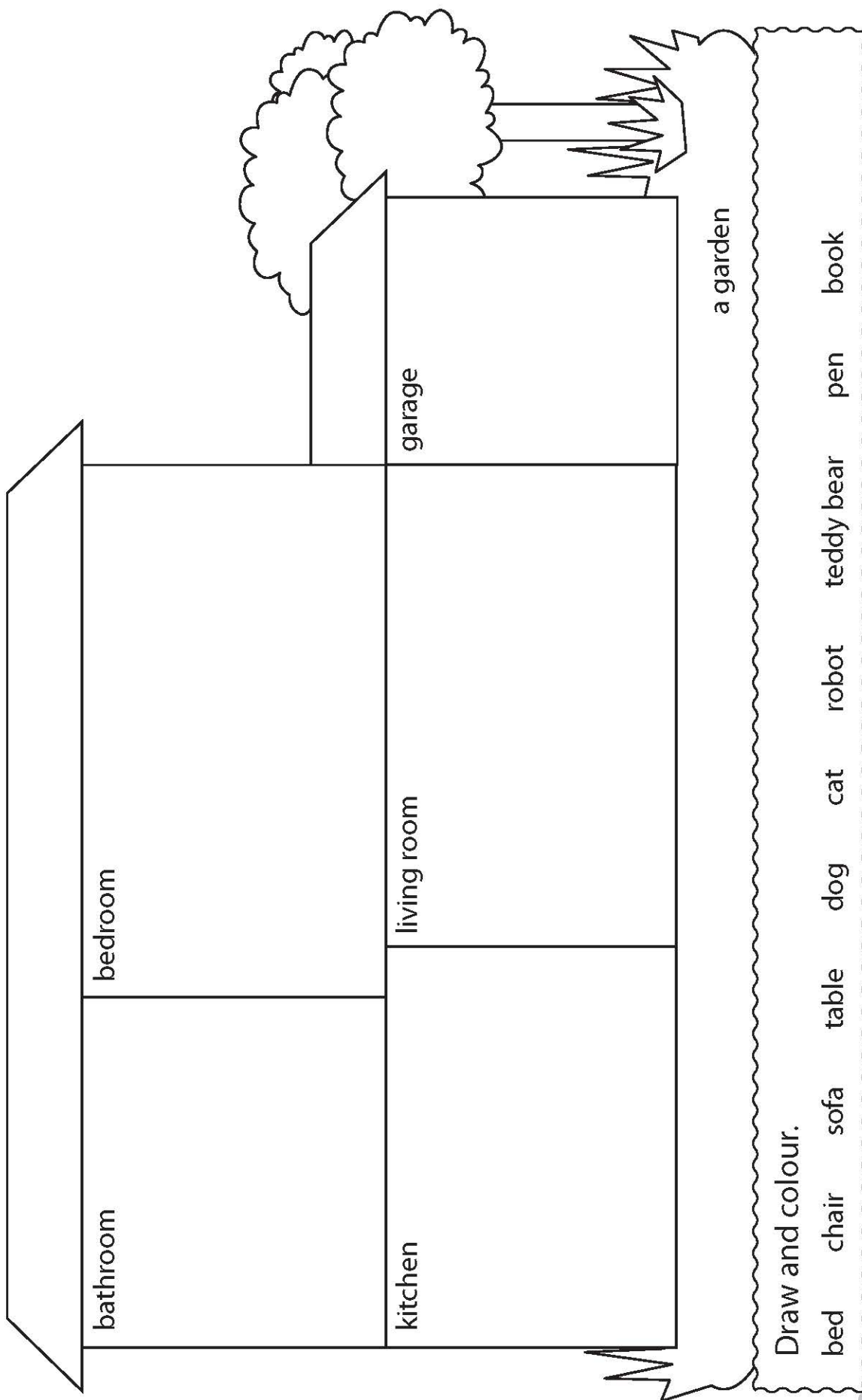
Her feet are .....







## My House





Macmillan Education

4 Crinan Street, London N1 9XW

A division of Macmillan Publishers Limited

Companies and representatives throughout the world

Text © Cantabgilly Limited and Mary Charrington 2014

Adapted by Viv Lambert

Grammar Guide written by Viv Lambert

Design and illustration © Macmillan Publishers Limited 2014

The authors have asserted their rights to be identified as the authors of this work in accordance with the Copyright, Designs and Patents Act 1988.

Next Move is a registered trademark, property of Macmillan Publishers International Limited

This edition published by New Age Publishing d.o.o, Serbia

Recenzenti:

Valentina Živković OŠ "Vožd Karađorđe", Aleksinac

Marija Popović i Miljana Tasić

Petar Stojaković

This edition published 2022

Printed and bound in Serbia.

First edition entitled 'Next Stop' published 2009 by Macmillan Publishers, S.A. de C.V.

All rights reserved; no part of this publication may be reproduced, stored in a retrieval system, transmitted in any form, or by any means, electronic, mechanical, photocopying, recording, or otherwise, without the prior written permission of the publishers.

Concept design by Macmillan Publishers Limited, Ben Cracknell Studios and Deb Oatley at room9design Page make-up by Ben Cracknell Studios and Deb Oatley at room9design

Illustrated by Rita Gianetti: pp14, 16, 24, 30, 34, 36, 37, 41, 44, 46, 47, 51, 56, 58, 64, 71, 76, 80, 84, 94, 96, 104; Anna Godwin (Beehive Illustration): pp8, 18, 28, 38, 48, 58, 68, 78, 88, 98; David Harrington Studio Inc: pp9, 19, 29, 39, 49, 59, 69, 79, 89, 99; David Hurtado: pp35, 109; Andrew Painter (Beehive Illustration): pp2, 3, 4, 5, 6, 7, 11, 13, 15, 17, 21, 25, 27, 31, 35, 37, 38, 41, 45, 47, 51, 55, 57, 61, 65, 67, 71, 75, 77, 81, 85, 87, 91, 95, 97, 101; Jim Peacock (Beehive Illustration): pp10, 13, 18, 20, 23,

24, 26, 30, 33, 34, 40, 50, 54, 60, 61, 66, 70, 71, 74, 86, 87, 90, 96, 100; Anthony Rule: pp105, 106, 107, 108, 109, 110

Page make-up by Mo Choy Design Limited

Illustrated by Rita Gianetti (Sylvie Poggio): pp12, 13, 21, 28, 33, 36, 37, 41, 43, 45, 53, 57, 59, 60, 77, 81; David Harrington Studio Inc: pp6, 7, 14, 15, 22, 23, 30, 31, 38, 39, 46, 47, 53, 54, 55, 62, 63, 70, 71, 78, 79, 84; John Haslam: pp64, 73, 80, D2, D3, D4, D5, D6, D7, D8, D9, D10; Andrew Painter: pp2, 3, 4, 5, 9, 10, 18, 19, 21, 25, 26, 34, 35, 42, 50, 52, 56, 58, 61, 65, 66, 74, 75, 82, 95; Jim Peacock (Beehive Illustration): pp8, 10, 11, 16, 17, 18, 26, 29, 32, 34, 40, 42, 44, 48, 50, 51, 58, 61, 66, 68, 69, 73, 76, 82; Tim Ruffle: pp4-9, 12-

17, 20-25, 28-33, 36-41, 44-49, 52-57, 60-65, 68-73, 76-81, D1-D9

Printed and bound in Serbia 2022

Cover design by Macmillan Publishers Limited

Cover illustration by Pablo Scapinachis - Arquiplay

Cover photography by Alamy/Woodbridge Aviation Images (plane), Studio8 (child)

Picture research by Emily Taylor

The authors and publishers would like to thank the following for permission to reproduce their photographs:

Alamy/Patrick Blake p32(bl), Alamy/Richard Broadwell pp62(cm), 63, Alamy/Dbimages pp52(cm), 53, Alamy/Dinodia p73, Alamy/Diimedia p32(cr), Alamy/Hemis p85, Alamy/Hola Images pp42(tr), 43(bl), Alamy/Neil McAllister p52(br), Alamy/Nobleimages p36(Buckingham Palace), Alamy/Papilio p62(cl), Alamy/Chuck Place p42(tl), Alamy/Simon Reddy pp42(cr), 43(bm), Alamy/Stock Collection Blue p55(tm), Alamy/Bettina Strenske pp22(l), 23(Chen), Alamy/SuperStock p92(cr), Alamy/Travelshots.com p75(tm), Alamy/Woodystock pp32(tl), 33; Corbis/All Canada Photos p55(bl), Corbis/Blue Jean Images p23(dan), Corbis/B.S.P.I. p102(cr), Corbis/Cultura p82(tr), Corbis/Peter Foley/EPA p5, Corbis/Owen Franken p93, Corbis/Free Agents Ltd p45, Corbis/A Green/Zefa p12(bl), Corbis/Darren Greenwood/Design Pictures pp12(cr), 13, Corbis/David P Hall p12(tl), Corbis/Imagine Asia p65, Corbis/Helios Loo p72, Corbis/Anton Meres/Reuters p35, Corbis/Redlink Production p22(cm), Corbis/Keren Su p15; Getty Images/Steve Allen p25, Getty Images/Cris Bouroncle p52(cr), Getty/Jerry Driendl p42(bl), Getty/ Food Photography/Eising p92(bl), Getty/Ryan McVay p95, Getty/Kiriko Shirobayashi pp102(cl), 103, Getty Images/VisitBritain p82(cl); Macmillan Publishers Ltd/Paul Bricknell pp6, 11, 12(r), 13, 16, 17, 21, 26, 27, 36, 40, 46, 47, 50, 56, 66, 67, 71, 76, 77, 81, 86, 97, 100, 101; Photodisc p55(bm), (br); Photographers Direct/Justine Pickett p22(cr); Pixtal p75(Tower of London).

These materials may contain links for third party websites. We have no control over, and are not responsible for, the contents of such third party websites. Please use care when accessing them.

ISBN 978-86-82302-07-0

Textbook sponsored by the Alek Kavčić Foundation, USA.

Ministarstvo prosvete, nauke i tehnološkog razvoja Republike Srbije odobrilo je izdavanje i upotrebu ovog udžbenika u drugom razredu osnovne škole rešenjem broj 650-02-00073/2022-07 od 29.04.2022.

CIP - Каталогизација у публикацији

Народна библиотека Србије, Београд

37.016:811.111(075.2)

КАНТ, Аманда

Следећи корак 2 : уџбеник за учење енглеског језика за други

разред основне школе : class book / Amanda Cant, Mary Charrington

; [illustrated by Rita Gianetti ...[et al.]]. - Београд : New Age Publishing,

2022 ([Београд] : ["Дунав"]). - 106, 115 стр. : илустр. ; 27 cm

Тираж 15.000. - Садржи и: Следећи корак 2 : workbook.

ISBN 978-86-82302-07-0

1. Черинтон, Мери [autor]

COBISS.SR-ID 73159945

