

Уџбеник за учење енглеског језика за трећи разред основне школе

MACMILLAN
NEXT
MOVE
СЛЕДЕЋИ
КОРАК



For the class audio scan
here or follow the link
<https://bit.ly/36AZODb>



Based on Macmillan's Next Move



NEW AGE
PUBLISHING



MACMILLAN

Class Book

Amanda Cant Mary Charrington

Contents

page 4

Next Move Characters and Icons

Vocabulary

Grammar

Features

Unit 1

pages 5–14

sit down, stand up, talk, clean up, shout, run, the alphabet

*Don't shout!
Sit down, please.
How do you spell...?*

Country: Canada
World Music Song:
The ABC Song
Phonics: ake, ate

Unit 2

pages 15–24

second, minute, hour, morning, afternoon, evening, get up, have breakfast, go to school, have lunch, have dinner, go to sleep

*What time is it?
It's... o'clock.
I... at... o'clock.*

Country: Germany
World Music Song:
My Busy Day
Phonics: ime, ine

Unit 3

pages 25–34

sheep, chicken, donkey, duck, goat, cow, ladybird, grasshopper, caterpillar, mosquito, butterfly, ant

*This is a...
That's a...
These are...
Those are...
What's this / that?
It's a / an...
What are these / those?
They're...*

Country: Kenya
World Music Song:
Itchy, Ouchy Mosquito
Phonics: one, ose

Unit 4

pages 35–44

peppers, carrots, potatoes, onions, beans, tomatoes, biscuits, chips, burgers, sandwiches, ice lollies, pancakes

*Do you like...?
Yes, I do. / No, I don't.
I like...
I don't like...*

Country: Turkey
World Music Song:
I Like Food!
Phonics: une, oon

Unit 5

pages 45–54

play the guitar, speak Vietnamese, climb a tree, touch your toes, do taekwondo, read a book, fly, swim, hop, sing, walk, ride a horse

*Can you...?
Yes, I can. / No, I can't.
I / He / She / They can...
I / He / She / They can't...*

Country: South Korea
World Music Song:
I Can Do It!
Phonics: ea, ee





Vocabulary

Grammar

Features

Unit 6

pages 55–64

play football, watch TV, sing karaoke, play computer games, read books, play board games, draw, make models, listen to music, dance, paint, do puzzles

What are you doing?
I'm ...-ing.
I'm not ...-ing.
He's / She's ...-ing.
He / She isn't ...-ing.

Country: Argentina
World Music Song: Playing with Friends
Phonics: ai, ay

Unit 7

pages 65–74

house, castle, boat, caravan, flat, cave, ocean, desert, jungle, woods, city, countryside

He / She / It lives in ...
Where do you live?
I live in ...

Country: Mongolia
World Music Song: Where Do You Live?
Phonics: igh, y, ie

Unit 8

pages 75–84

piano, trumpet, tambourine, violin, drums, recorder, Sunday, Monday, Tuesday, Wednesday, Thursday, Friday, Saturday

Do you play ...?
Yes, I do. / No, I don't.
Does he / she ... on ...?
Yes, he / she does. /
No, he / she doesn't.

Country: Australia
World Music Song: Action Girl
Phonics: oa, ow

Unit 9

pages 85–94

plane, bus, helicopter, car, train, motorbike, Numbers: 10–100

I don't go to ... by ...
I go by ...
He / She doesn't go to ... by ...
He / She goes by ...
How many ... are there?
There are ...

Country: Thailand
World Music Song: The Picnic Basket
Phonics: ue, ew

Unit 10

pages 95–104

shirt, trousers, skirt, shoes, sweater, trainers, long, short, big, small, old, new

This is ...
These are ...
Have / has ...
Have got / has got ...

Country: Peru
World Music Song: Our Clothes
Phonics: th, th

page 105

Mother's Day

page 106

New Year

page 107

Grammar Guide

Characters and Icons

Activity Icons



Audio

Audio tracks to practise listening skills



World Music

Songs with a World Music flavour



Template

Photocopiable
Language File activities
to use in class



Competency Development Icons



Me

Activities that develop social and creative skills and foster intrapersonal intelligence



Think

Activities that develop critical thinking skills in identifying, processing and manipulating information



Learn

Activities that build learner autonomy and promote the use of learning strategies



Collaborate/ Communicate


Activities that develop collaborative skills through teamwork and effective communication



Act

Activities that create societal understanding by promoting tolerance and ethical behaviour

Canada



Welcome to Canada!



Don't shout, please!

Look and Do


Look at the picture and circle.

There are pandas / brown bears
in the mountains / towns in Canada.

Unit 1



1 Listen, point and say.



2 Look and circle.



1 shout / clean up



2 talk / run



3 stand up / sit down



3 Play the Action Game.

Sit down.



Unit 1

Lesson 2

Grammar

Don't shout.
Sit down, please.



1 Listen, read and say.



2 Number in order.

1 up, please. Clean
2 down. Don't sit



3 Play the Please Game.



Unit 1

Lesson 3

Sounds Great!



1 Listen and chant.

Look at my cake!
It's a snake in a lake.
Take a plate!



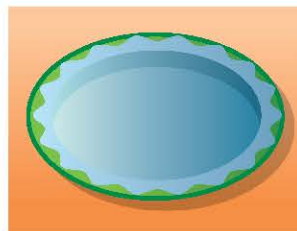
2 Listen and say.

ake

ate



cake



plate



snake

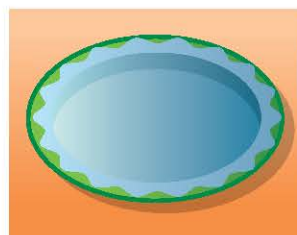


lake

3 Look and write.



__ake



__ate



_ake



_ake



4 Read the chant and underline *ate* and *ake*.

Tracks

1 Listen and read.

1

Please, don't take the fruit.



2

A banana and some cherries, please.



3

Please take the plate.



Thank you.

4

Sorry. Six apples, please.



Here you go. Six apples ... and a cake!

Oh, thank you.

2 Read the story again. Tick (✓) the **value**.Eat fruit. ☐Be polite. ☐

3 Circle the polite words. Do you use these words?

please / don't / thank you / sorry / cherries



1 Listen, point and sing. **The ABC Song**

1 **A** **B** **C** **D** **E** **F** **G**

2 **H** **I** **J** **K** **L** **M** **N**

3 **O** **P** **Q** **R** **S** **T** **U** **V**

4 **W** **X** **Y** **Z**

2 Ask and answer.

Yellow, 3.

Brown, 4.

S.

Y.



Template 1

3 Complete. Then write the secret words.

4 Count the numbers and say the colours.

1 2 3 4 5 6 7 8 9 10

11 12 13 14 15 16 17 18 19 20

Track 8

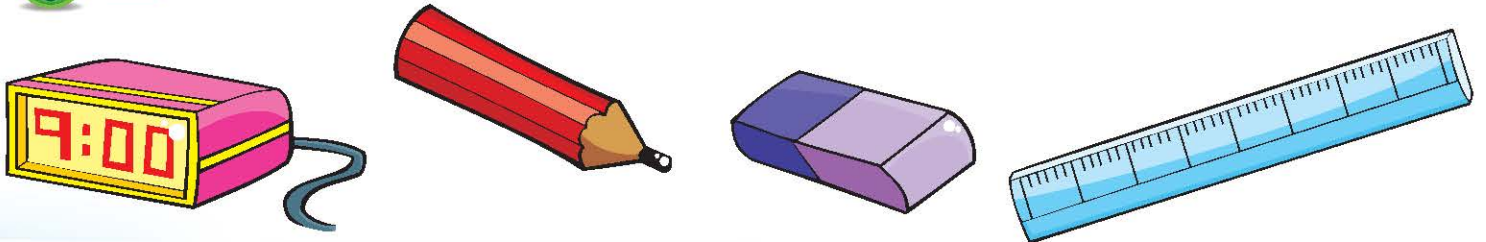
1 Listen, read and say.



2 Number in order.

do spell you How "dog"? 

3 Ask and answer.



How do you spell "clock"?

C-l-o-c-k.


Canada

Let's visit ...

1 Read about national favourites from Canada.

Hi, I'm Sara. I'm from Ottawa.
It's the capital of Canada.
My favourite sport is ice hockey.
It's the national sport of Canada.
The national animal of Canada
is the beaver. It's brown.

This is Niagara Falls. It's a very
famous landmark in Canada. It's
amazing!



Think Twice

1 Circle.

Ice hockey / Soccer is the
national sport of Canada.
London / Ottawa is the
capital of Canada.

2 What is the national sport
of your country?



1 Draw, write and say.

The national animal of Canada is a beaver.
What's your national animal?



New Friends

1 Complete the conversation. Choose your response.

Hi Sara, can I have your mobile number, please?

Sure, it's 0713 559 8264. What's your number?

It's _____.



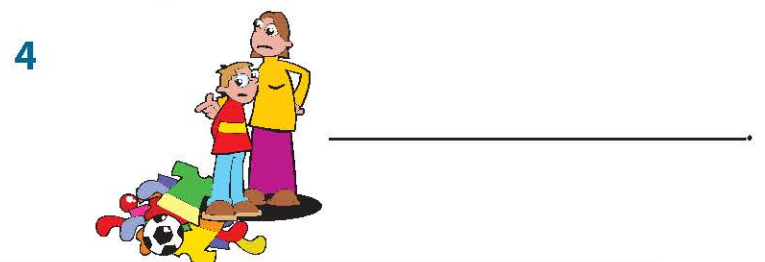
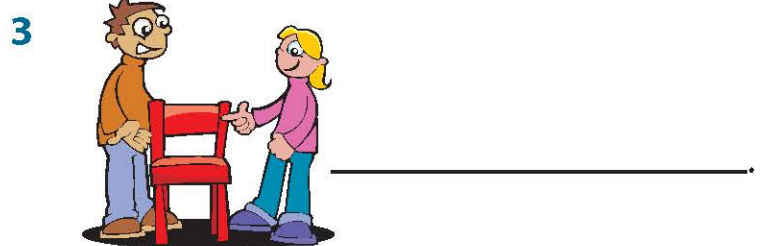

2 Act out the conversation.

1 Read, look and write the numbers.



- 1 Clean up, please. 2 Sit down, please. 3 Don't talk. 4 Don't run.

2 Look, say and write.



Think Again!

An animal from Canada is the _____.

My favourite lesson is on page _____.

The national sport of Canada is _____.

Germany

Welcome to
Germany!

Look at the clocks!

Listen and Do

Listen and find
the clock.

Unit 2

Unit 2

Lesson 1

Vocabulary



1 Listen, point and say.



1 second



2 minute



3 hour



4 morning



5 afternoon



6 evening



2 Listen and circle.


1 15 minutes / 15 seconds

2 7 minutes / 7 hours

3 5 seconds / 5 hours




3 Look, write and act.



1 Good



2 Good



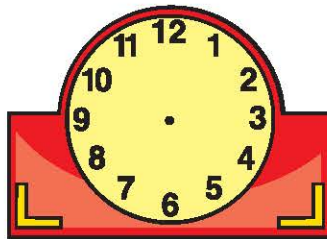

3 Good



1 Listen, read and say.



2 Listen, draw and write.



1 What time _____?

2 What _____ is it?

It's _____.

_____.



Template2

3 Make a clock. Ask and answer.


What time is it?

It's ten o'clock.



1 Listen and chant.

Nine limes in a line.
Look! One more lime.
One more time!




2 Listen and say.

ime

ine



1 time



2 lime



3 nine



4 line



3 Look and write the letters in order.




1 neil



2 tmie



3 ienn



4 eilm




4 Read the chant and underline *ime* and *ine*.

Track 16


1 Listen and read.

1



I'm late! Look at the time! The bus is at nine o'clock ...

2




Please don't be late again, Ted!

Oh, no!

I'm sorry ... and it's swimming today.

Next time...


3



It's nine o'clock. It's time to go.

I'm first in line!

4



This is fun!


2 Read the story again. Tick (✓) the **value**.Look at the time. ☐Don't be late. ☐

3 How do you feel when you are late? Circle.






1 Listen, point and say.



1 get up



2 have breakfast




3 go to school



4 have lunch



5 have dinner



6 go to sleep



2 Listen and say what's next.



3 Sing and act. **My Busy Day**



I get up and I have breakfast,
At the start of every day.
I go to school and I have lunch,
I work and then I play.
I have dinner with my family.
Then I have time to play.
I go to bed and I go to sleep.
It's a busy, busy, day!

Track 20

1 Listen, read and say.

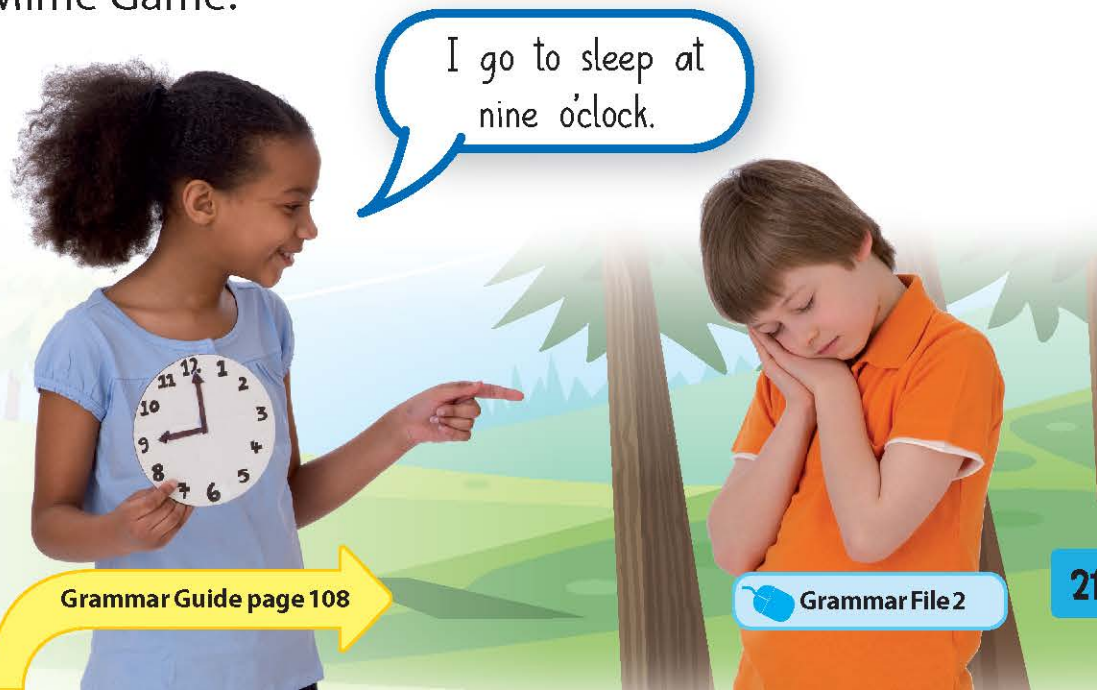


2 Complete about you.

- 1 I have breakfast at _____ o'clock.
- 2 _____ go to school at _____.
- 3 _____ have dinner at _____.



3 Play the Mime Game.



Germany

Let's visit ...

1 Read about traditional food from Germany.

Hello! I'm Gunther.
I'm from Hanover,
in Germany.

Look at this! It's a traditional German chocolate cake! It's called Black Forest cake. It has chocolate, cream and cherries. It's delicious. I eat chocolate cake in the afternoon and evening! Is it time for cake?




Think Twice

1 Read and tick (✓).

Black forest cake has chocolate, ☐
cream, ☐ trees, ☐
cherries, ☐ pears. ☐

2 When do you eat cake?

 **1** Draw, write and say.



Mmm! Traditional chocolate cake from Germany ...
_____ is a traditional dessert from
my country.

New Friends


1 Complete the conversation. Choose your response.



Would you like to try
some Black Forest cake?


Yes, please. ☐

No, thanks. ☐



2 Act out the conversation.

1 Read and draw.



1 It's three o'clock.



2 It's eight o'clock.

2 Look and write.



1 It's _____.



2 It's _____.

3 Look and complete.

1



I _____
at eight o'clock.

2




I _____
at twelve o'clock.

3



I _____
at seven o'clock.

4



I _____
at eight o'clock.

Think Again!

A famous food in Germany is _____.

My favourite picture is on page _____.

A traditional object from Germany is _____.

Kenya



Welcome to Kenya!

Look! There are
four lions.



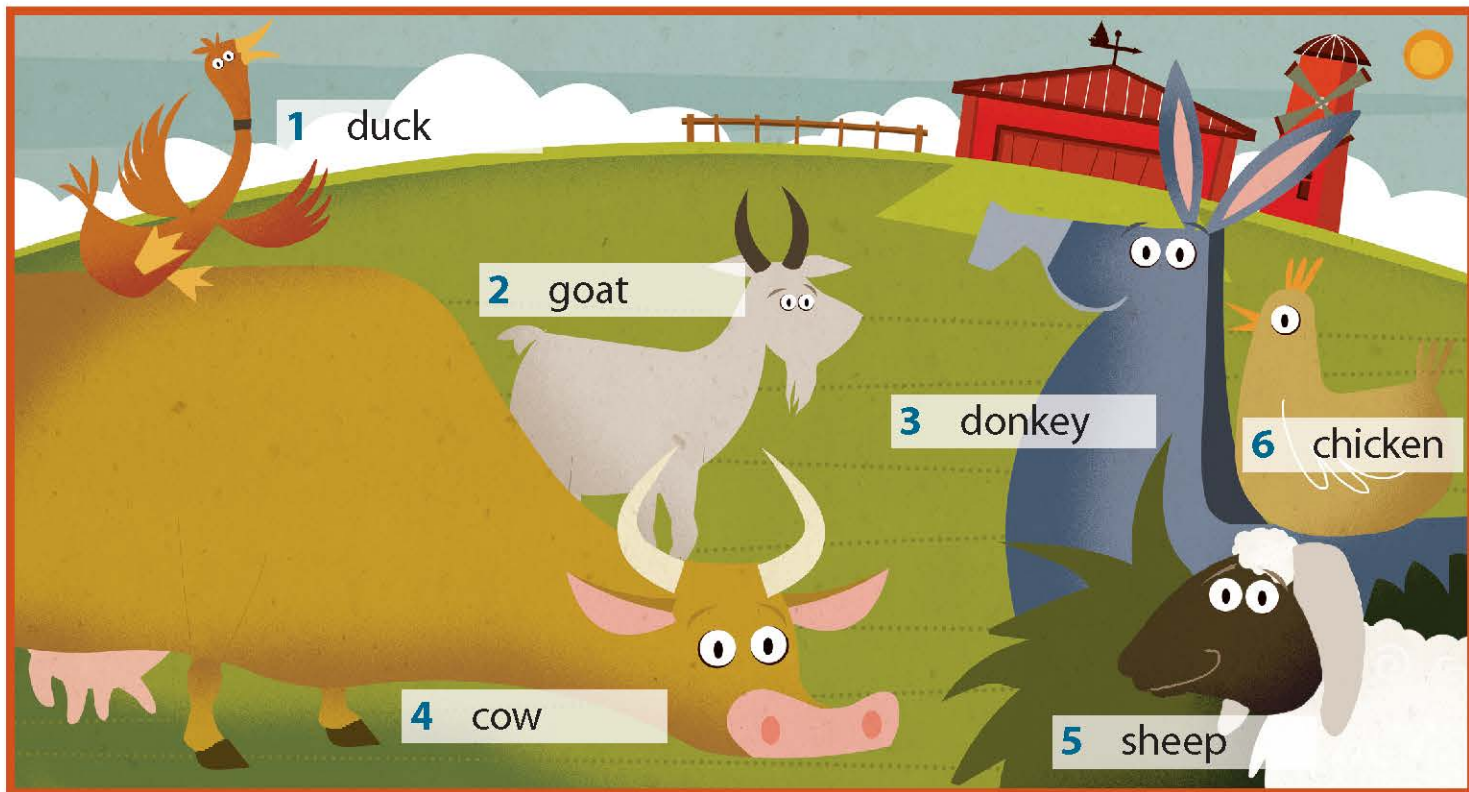
Look and Do
Circle the three
animals from Kenya.



Unit 3



1 Listen, point and say.



2 Listen and guess.

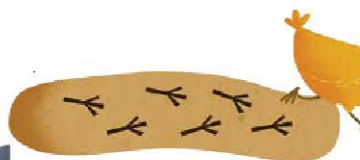


3 Look and complete.

1 It's a _____.



2 It's a _____.



3 It's a _____.




4 It's a _____.



This is a duck.
That's a cow.
These are goats.
Those are chickens.



1 Listen, read and say.



2 Look and circle.



1 This is / That's a bird.



2 These / Those are chickens.

Look!

one duck – two ducks
one cow – two cows

BUT

one sheep – two sheep
one fish – two fish
one mouse – two mice



Template 3

3 Draw and talk about your animals.

This is a duck.
That's a cow.



Unit 3

Lesson 3

Sounds Great!



1 Listen and chant.

The bone is under a stone
but his nose is in a rose!



2 Listen and say.

one

ose

1




bone

2



stone

3



nose

4



rose

3 Connect and write.

1 s t o n e

2 n o s e

3 r o s e

4 b o n e



4 Read the chant and underline one and ose.

Track 26

1 Listen and read.

1



OK, Grandma!

Don't play on the stones, Mickey! Watch the goats.


2



Now, where are the chickens?

Um ... They're in the roses.

3



Aaargh!

Oh, yes! Mickey, get off the stones!

4



Look! The goats are in the boat!

Sorry, Grandma!



2 Read the story again. Tick (✓) the value.


Be responsible. ☐Listen to your Grandma. ☐

3 What responsible things do you do? Circle.







1 Listen, point and say.




1 ladybird




2 grasshopper




3 caterpillar



4 mosquito



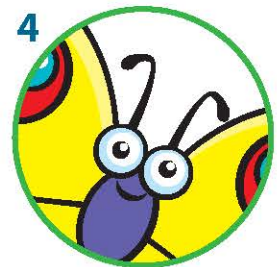


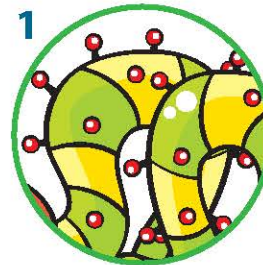
5 butterfly



6 ant



2 Look and write.



1 These are _____.

2 This is a _____.

3 _____.

4 _____.

Look!

one ladybird - two ladybirds

one caterpillar - two caterpillars

BUT

one mosquito - two mosquitoes

one butterfly - two butterflies

What's this / that?

It's a caterpillar / an ant.

What are these / those?

They're grasshoppers.



1 Listen, read and say.



2 Sing. Itchy, Ouchy Mosquito

What are these? What are these?

They're green grasshoppers.

What are those? What are those?

They're curly caterpillars.

What's that? What's that?

It's a shiny black cat.

And what's this? Ooh! Ouch! Stop! Oh, no!

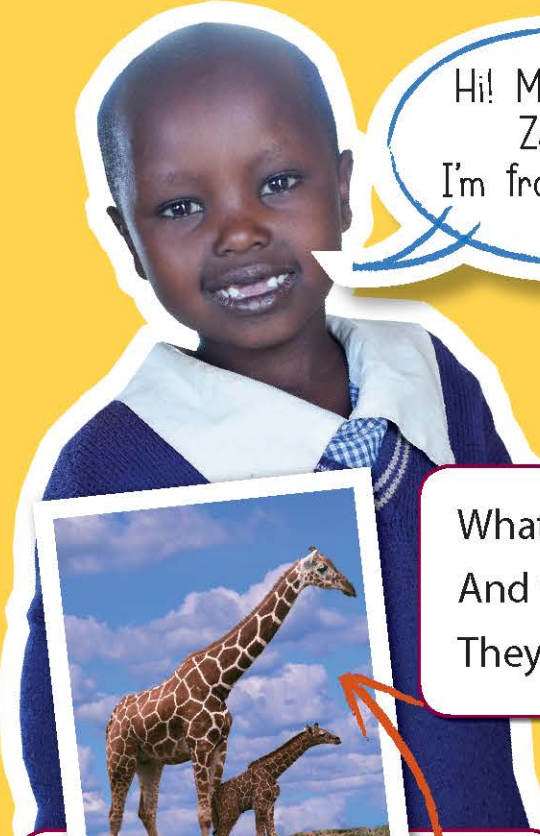
It's an itchy, ouchy, itchy, ouchy mosquito!




Kenya

Let's visit ...


1 Read about animals in Kenya.




Hi! My name's
Zalika.
I'm from Kenya.



Kenya is famous for its animals.
There are many different animals
there. There are zebras. They're black
and white. They are very similar to
donkeys and horses.



What are these? They're birds! Pink birds!
And they are called pink flamingos.
They are very, very beautiful!



Look at those giraffes!
Wow! Their necks are long!
Giraffes eat green leaves
from trees for breakfast,
lunch and dinner! They
love leaves.


Think Twice


1 Read and write Z (zebra), G (giraffe)
or F (flamingo).

It's a bird. ☐ It's black and white.

☐ It has a long neck. ☐

2 Are there pink flamingos in your
country?

 **1** Draw, write and say.



This is a giraffe from Kenya.


This is a / an _____
from my country.

New Friends

1 Complete the conversation.



Hi.
We have a lot of
giraffes
in my country.
I like giraffes.




I like giraffes, too.

I prefer _____.

2 Act out the conversation.

1 Look, read and number.



That's a monkey.

1

These are snakes.

Those are elephants.

That's a butterfly.

This is a ladybird.

These are caterpillars.

2 Look and write.

What's this?

What's that?

What are these?

What are those?

1 What's this?

It's a ladybird.

2 _____

They're caterpillars.

3 _____

They're elephants.

4 _____

It's a monkey.

Think Again!

Two animals from Kenya are

_____ and _____.

My favourite lesson is on page _____.

Giraffes love to eat _____.

Turkey

Welcome to Turkey!

Look and Do


Tick (✓) three things from Turkey.

These desserts are delicious!

1

☐

3

☐

2

☐

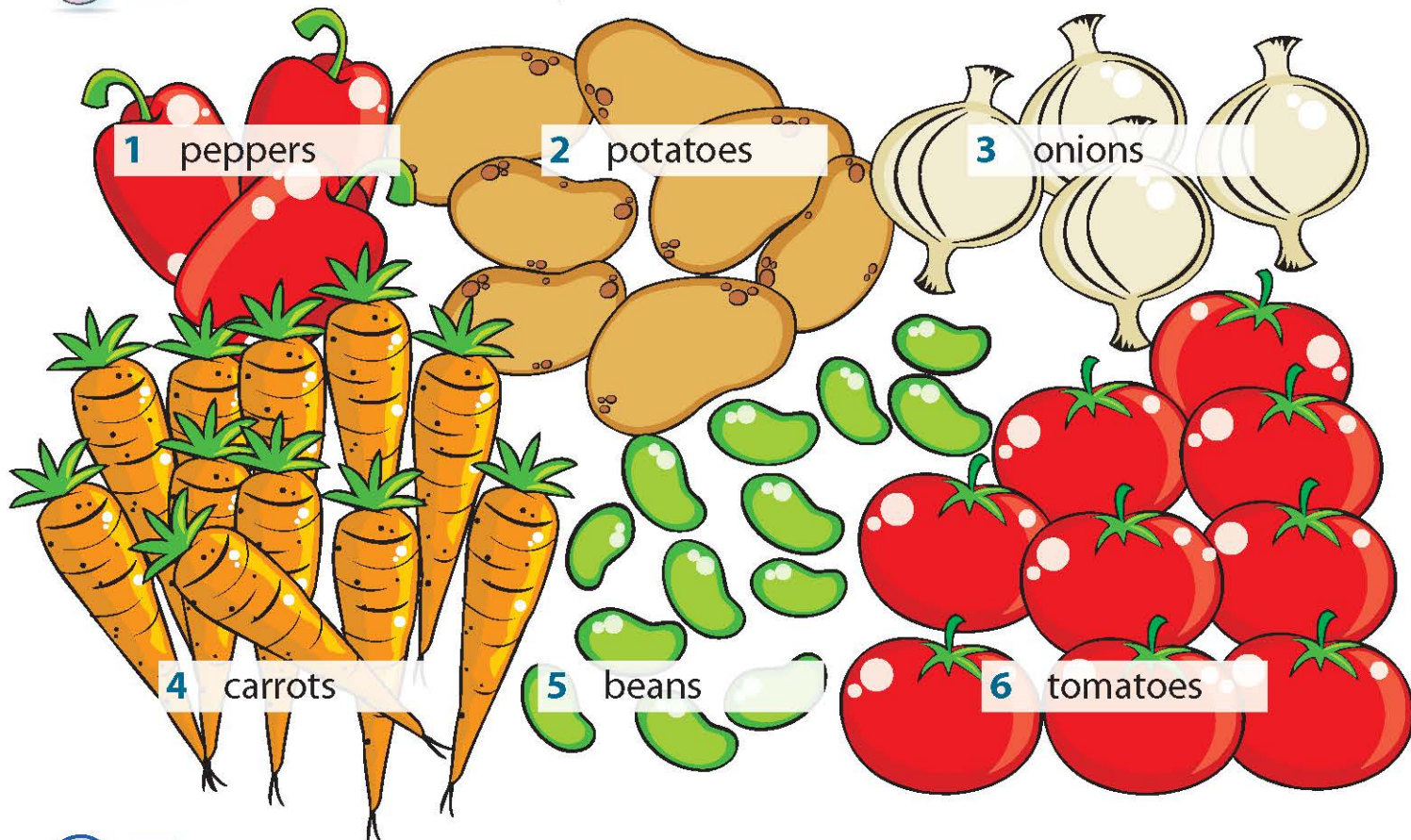
4

☐

Unit 4



1 Listen, point and say.



2 Count and write.

1 There are three peppers.

2 _____

3 _____

4 _____

5 _____

6 _____




3 Ask and answer.

How many peppers are there?

There are three.



1 Listen, read and say.



2 Complete and colour your answer.

- 1 Do you like onions?
- 2 _____ peppers?
- 3 _____ beans?
- 4 _____ potatoes?
- 5 _____ tomatoes?

Yes, I do.

No, I don't.

☐
☐
☐
☐
☐
☐
☐
☐
☐
☐


3 Ask and answer.

Do you like carrots?

No, I don't.

Unit 4

Lesson 3

Sounds Great!



1 Listen and chant.


The boy plays a tune,
Under the moon.
And the girl eats prunes
With her spoon.




2 Listen, say and colour.

une


oon




1 spoon



2 prune



3 moon



4 tune



3 Write and match.

oon

une



sp _ _ _

t _ _ _

m _ _ _

pr _ _ _



4 Read the chant and underline *une* and *oon*.

Track 34

1 Listen and read.

1


That's a nice tune.



Kelly! Amy! Your food is ready.

2

Do you like prunes, Amy?



Um ... No, I don't.

3

Try this. Here's a spoon.



Thank you.

4

Mmm! It's delicious. What is it?



Ice cream with prunes!



2 Read the story again. Tick (✓) the value.

Say "Thank you." ☐Try new things. ☐

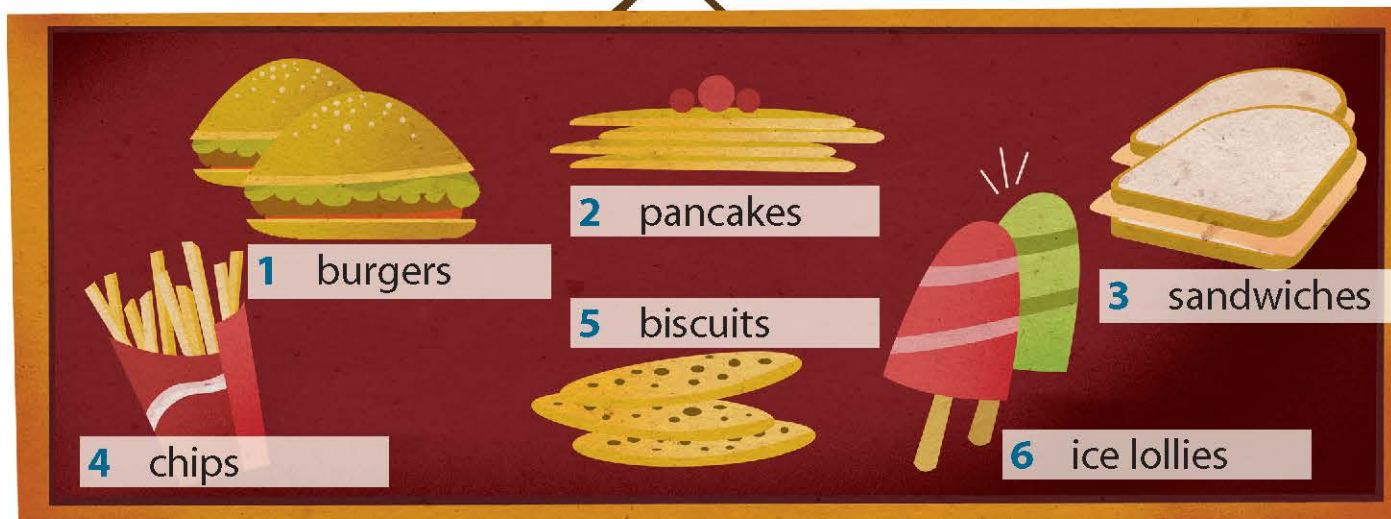
3 Look at the story and answer.

Do you try new things when you eat outside your house?

Do you like to try things that look unusual?



1 Listen, point and say.



2 Match.

ice lollies


chips

sandwiches

pancakes

burgers

biscuits



Template 4


3 Write. Then ask and answer.

How do you spell
"burgers"?

B-u-r-g-e-r-s.

Track 36

1 Listen, read and say.



2 Talk to a friend.

beans	carrots	biscuits
chips	burgers	ice lollies
onions	pancakes	peppers


I like ice lollies.
I don't like onions.



3 Sing. I Like food!

Do you like burgers?
Yes, I do. Yes, I do.
I like burgers with onions.
Do you like bananas?
Yes, I do. Yes, I do.
I like bananas with hot pancakes.

Do you like everything?
No, I don't. No, I don't.
I don't like spiders and I don't like snakes!



Turkey

Let's visit ...

1 Read about food markets in Turkey.



Hello, I'm Mehmet,
and this is my dad.



Look at his vegetable stand.
There are peppers, beans
and tomatoes.

This is a traditional market in Turkey.
There are many different foods here.
And they are all fresh and delicious.
Don't forget, eat lots of fresh vegetables!

This is a famous sweet from
Turkey. It's called Turkish
delight. It's very sweet!
And look at all the colours!
Turkish delight is
yellow, pink
or green!




Think Twice

- 1 What can you buy at the market?
Circle.
biscuits / beans / chips /
peppers / ice lollies / tomatoes
- 2 Is there a similar type of food
market in your town?



1 Draw, write and say.

Turkish delight is a famous sweet from Turkey. What sweet is famous in your country?



_____ is a famous sweet from my country.



New Friends

1 Complete the conversation. Choose your response.



Do you like sweets?

_____.

I have Turkish delight. Here try one.








Thank you!

No, thanks.

2 Act out the conversation.

1 Complete and answer *Yes, I do.* or *No, I don't.*

- 1 Do you like  _____?
- 2 Do you like  _____?
- 3 Do you like  _____?
- 4 Do you like  _____?
- 5 Do you like  _____?

2 Look and write.



	Niki	Bubba
1	<i>I like tomatoes.</i>	<i>I don't like onions.</i>
2		
3		

Think Again!

Two types of food from Turkey are

_____ and _____.

My favourite picture is on page _____.

A traditional object from Turkey is _____.

South Korea



Welcome to South Korea!



Look at her drum!

Track 38

Listen and Do


Listen and circle the music from South Korea.



Unit 5



1 Listen, point and say.



2 Match and say.

do

play

speak

climb

touch

read

a book

your toes

the guitar

a tree

Vietnamese

taekwondo




3 Play the Whisper Game.





1 Listen, read and say.



2 Write.

- 1 Can you speak English?
- 2 Can you climb a tree?
- 3 Can you do taekwondo?
- 4 Can you play the guitar?
- 5 Can you touch your toes?



3 Ask and answer.

Can you speak Vietnamese?

No, I can't.



Unit 5

Lesson 3

Sounds Great!




1 Listen and chant.

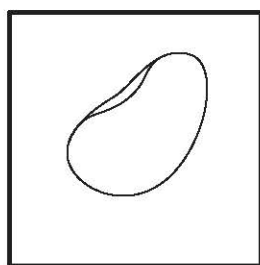
The teacher is under
A big, green tree.
"This is a bean.
Repeat after me!"




2 Listen, say and colour.




1 green



2 bean



3 teacher



4 tree

ea

ee




3 Write and match.



t _ _ cher



gr _ _ n



b _ _ n



tr _ _

ee ea



4 Read the chant and underline ea and ee.

Track 43

1 Listen and read.

1

Dean, can you play the guitar?

No, I can't.

I can teach you.

2

Can you climb a tree?

No, I can't.

Repeat after me:
Yes, I can.

3

Yes, I can. Yes, I can ...

4

Yes, I CAN! Yippee!

2 Read the story again. Tick (✓) the **value**.Play music. ☐Be positive. ☐

3 What do you say when you are being positive?

No, I can't. ☐Yes, I can. ☐

Unit 5

Lesson 5

Vocabulary



1 Listen, point and say.



1 fly



4 sing



2 swim



5 walk



3 hop



6 ride a horse



2 Read and circle.

1 Can you swim?

Yes, I can. / No, I can't.

2 Can you hop?

Yes, I can. / No, I can't.

3 Can you walk?

Yes, I can. / No, I can't.

4 Can you fly?

Yes, I can. / No, I can't.

5 Can you ride a horse?

Yes, I can. / No, I can't.

6 Can you sing?

Yes, I can. / No, I can't.



Template 5

3 Complete the quiz. Ask and answer.



Can you hop?

Yes, I can.



Track 45

1 Listen, read and say.




Bubba can sing and the birds can sing. I can't sing, but I can play the guitar.

Track 46

2 Sing and act. **I Can Do It!**

I can speak Vietnamese,
I can do taekwondo.
I can swim, I can hop,
I can touch my big toe.

I can play the guitar,
I can jump up high.
But I can't, no, I can't,
I just can't fly!



South
Korea

Let's visit ...

1 Read about special events in South Korea.



Hi, I'm Jin. I'm from South Korea.

There are lots of festivals in South Korea. At the Moon Festival, some people play traditional games and eat special foods! People eat rice with nuts and beans. Do you like beans?



Dano is a South Korean holiday. People sing traditional songs. They play drums and trumpets. They dance and play traditional games. And they eat traditional food. Can you play drums?

Think Twice

1 Read and circle.

People eat special food at the Moon festival. True / false
People play guitars on the Dano holiday. True / false

2 Can you name a special event in your country?



1 Draw, write and say.

At festivals in my country,
people eat / play

New Friends

1 Complete the conversation. Choose your response.



I can do taekwondo.
Can you?

Yes, I can. ☐
No, I can't, but I can ☐



This is my sister. She can
ride a horse. Can you?

Yes, I can. ☐
No, I can't. ☐

2 Act out the conversation.

1 Look and write. Ask and answer.

Can he _____?



Can he _____?



Can she _____?

2 Write *can* or *can't*.

1 Dogs _____ do taekwondo.

4 Snakes _____ fly.

2 Ducks _____ swim.

5 Grasshoppers _____ hop.

3 Donkeys _____ play the guitar.

6 Cats _____ climb trees.

Think Again!

People eat _____ and

_____ in South Korea.

My favourite lesson is on page _____.

A musical instrument popular in South Korea is

_____.

Argentina


We're in Argentina!

We like football!

Look and Do

Tick (✓) three activities from Argentina.

1

☐

3

☐

2

☐

4

☐

Unit 6

Unit 6

Lesson 1

Vocabulary



1 Listen, point and say.



1 play football



2 watch TV




3 sing karaoke



4 play computer games



5 read books



6 play board games



2 Listen and guess.



3 Tick (✓) the activities in the picture.



1 sing karaoke

2 play football

3 watch TV

4 play board games

5 read books

6 play computer games

<input type="checkbox"/>
<input type="checkbox"/>
<input type="checkbox"/>
<input type="checkbox"/>
<input type="checkbox"/>
<input type="checkbox"/>

What are you doing?

I'm reading.

I'm not singing.



1 Listen, read and say.



2 Look and complete.

I 'm not watching TV.

I _____ playing board games.



I _____ reading books.



I _____ singing karaoke.



3 Number in order. Ask and answer.

you

What

1

are

doing?

I'm playing the guitar.

Unit 6

Lesson 3

Sounds Great!



1 Listen and chant.

It's rainy today.
Let's play a game.
Sit down with me.
Let's make a train!




2 Listen, say and colour.

ai

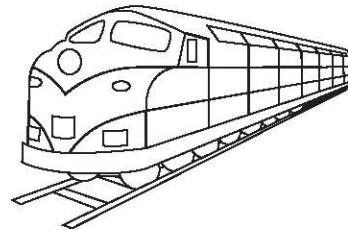
ay




rainy



play



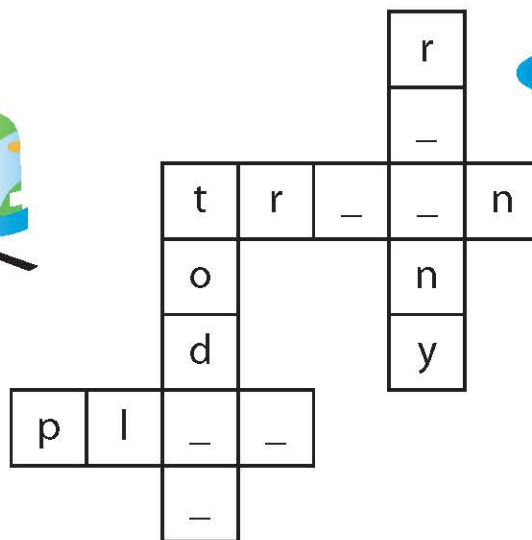
train



today



3 Look and write.



4 Read the chant and underline ai and ay.





1 Listen and read.



2 Read the story again. Tick (✓) the **value**.

Value your friends. ☐

Play outdoors. ☐



3 What are you doing with your friends?

reading ☐

playing football ☐

playing games ☐

watching TV ☐



1 Listen, point and say.



2 Listen and write their names.




Template 6

3 Complete, write and say.

I'm dancing.
I'm not drawing.




1 Listen, read and say.



2 Look and circle.

- | | |
|------------------------|--------------|
| 1 Bubba isn't singing. | True / False |
| 2 Niki is listening. | True / False |

3 Sing and act. **Playing with friends**

He's reading a book at school.
She's swimming in the pool.
And they aren't playing with friends.
They aren't playing with friends.

She isn't climbing a tree.
He isn't watching TV.
Because they are playing with friends.
They are playing with friends.



Argentina

Let's visit...

1 Read a letter from
a boy from Argentina.

Hi Jack,

How are you? I'm Roberto. I'm nine years old and I'm from Buenos Aires, in Argentina. How old are you?

I've got black hair and brown eyes.
I've got a brother.


I've got an iguana. Its name is Pedro.
Have you got a pet?

I like football. Football is very popular in Argentina. My favourite football player is Lionel Messi. What sport do you like?

Please write soon.

Best wishes,

Roberto

**Think Twice****1** Circle.

Roberto likes
football / dancing.

2 Do you like dancing?



1 Draw, write and say.

People in Argentina like dancing.
People in my country like _____



New Friends

1 Complete the conversation. Choose your response.



I like football.



I like football, too.

I don't like football. I like

☐
☐

2 Act out the conversation.

1 Look and write.

I'm playing chess.







2 Match.



He's



She's



She's



He's



She's



He's

listening to music.

watching TV.

drawing.

making models.

painting.

reading books.

Think Again! My favourite picture is on page _____.

A popular sport in Argentina is _____.

Mongolia

Welcome to Mongolia!

Look and Do

Which animal doesn't live in Mongolia? Tick (✓).

1

☐

3

☐

2

☐

4

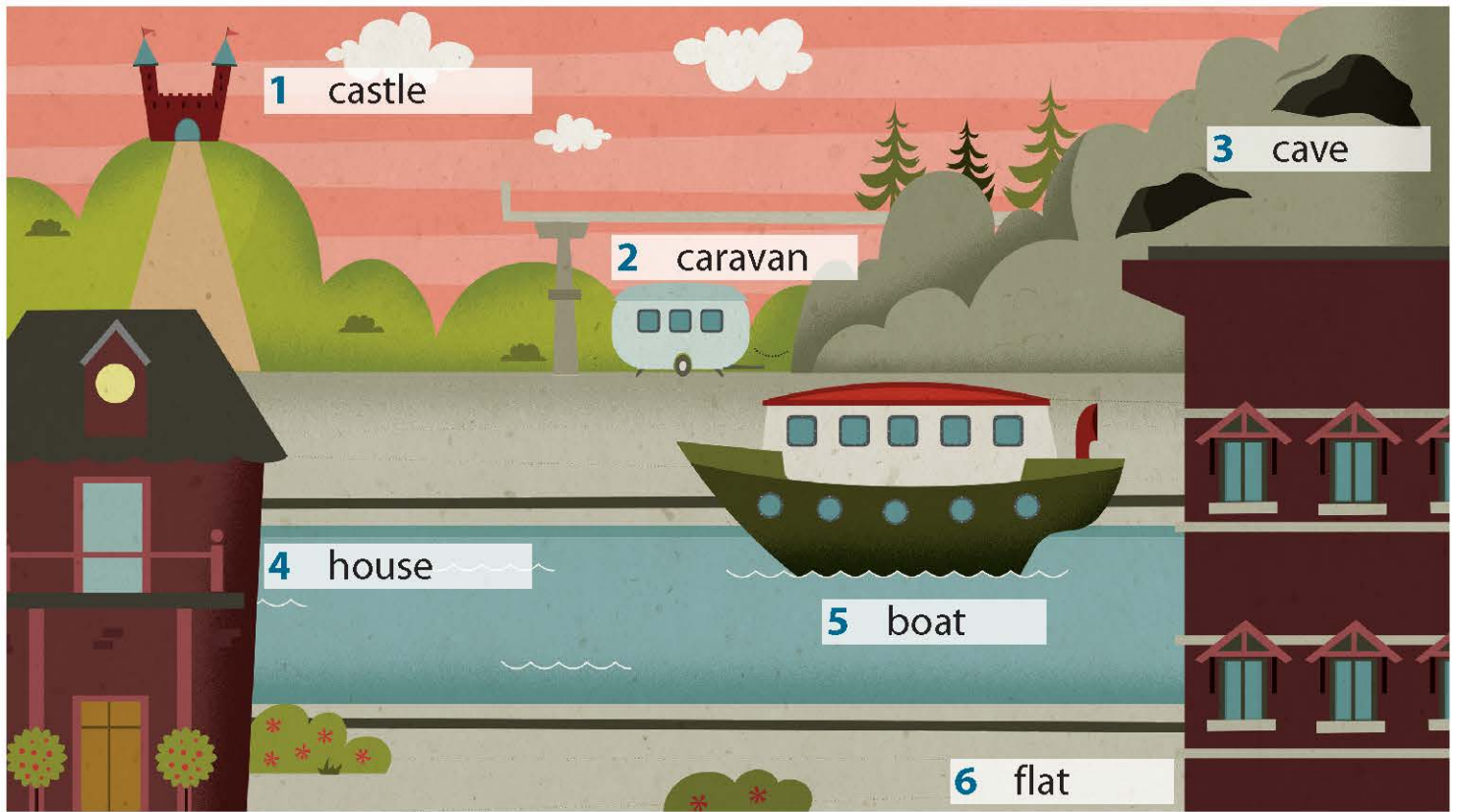
☐

Unit 7

Track 12



1 Listen, point and say.



Track 13



2 Listen and say what's missing.



3 Draw your home and write.

This is _____.



1 Listen, read and say.



2 Play the Card Game.



Template 7





1 Listen and chant.

The birds fly high in the sky.
The birds love apple pie.



2 Listen, say and colour.


igh

y

ie




1 pie



2 sky



3 fly



4 high

3 Write and match.



p ____



h ____



sk ____



fl ____


4 Read the chant and underline *igh*, *y* and *ie*.



1 Listen and read.

1

Hi! We're your new neighbours.
What's your name?



I'm Mike.

2

I'm Sara. I live in this
house. This is Peter. He lives
at number nine.



3

This pie is for you.

Thank you!



Do you like spiders?

4

Look up high in
the sky!

Welcome to our town!

2 Read the story again. Tick (✓) the **value**.

Welcome people. ☐

Talk to your neighbours. ☐



3 What do you say to a new boy or girl in your class? Circle.


Come and play with us. / Do you like spiders?



1 Listen, point and say.



1 ocean



2 desert



3 jungle



4 woods



5 city



6 countryside



2 Find and circle.


n	w	e	l	t	q	i	f	c	s	a	o	l	n	w
c	o	u	n	t	r	y	s	i	d	e	c	v	p	i
a	o	z	c	y	m	c	s	t	g	k	e	i	j	o
f	d	e	s	e	r	t	b	y	c	f	a	u	m	p
m	s	p	d	m	s	e	l	h	j	u	n	g	l	e

3 Complete.

- 1 The iguana lives in the _____.
- 2 The bird lives in the _____.
- 3 The bear lives in the _____.
- 4 The fish lives in the _____.
- 5 The cow lives in the _____.
- 6 The monkey lives in the _____.



1 Listen, read and say.



2 Sing and act. **Where Do You Live?**

Where do you live?
I live in the desert.
The desert! The desert!
The sizzling, fizzling desert!

Where do you live?
I live in the ocean.
The ocean! The ocean!
The splishy, splashy ocean!

Where do you live?
I live in the city.
The city! The city!
The busy, whizzy city!



Mongolia

Let's visit ...

1 Read about home life in Mongolia.



Hi! I'm Maa.
Welcome to Mongolia!
These are my
parents.



We don't live in the city. We live in the countryside.

And we don't live in a flat. We live in a tent! This is our house. It's called a yurt. In Mongolia, a lot of families live in tents. Where do you live?

Think Twice

1 Circle.

In Mongolia, a lot of people live in yurts. True / false


2 Complete about your country.

houses boats caravans
villas castles flats tents


In _____, a lot of

people live in _____

Some people live in _____

 **1** Draw, write and say.

This is a tent
in Mongolia.



This is a / an _____ in my country.

New Friends

1 Complete the conversation. Choose your response.




I live in the countryside. Where do you live?

I live in the _____.

Come and play at my house.

OK. Thank you! ☐ I'd love to. ☐

2 Act out the conversation.




1 Look, match and write.



- 1 _____ in a cave.
- 2 _____ in a caravan.
- 3 _____ in a boat.
- 4 He lives in a castle.



2 Look and complete. Then ask and answer.



Think Again!

A typical home in Mongolia is a _____.

My favourite lesson is on page _____.

An animal from Mongolia is _____.

Australia

He's from
Australia!



I like his music.



Listen and Do


Listen and circle the
traditional music from
Australia.

Unit 8





1 Listen, point and say.



2 Listen and guess.

3 Act and say.


I like playing the trumpet!

I like playing the piano!

I like playing the violin!



1 Listen, read and say.



2 Complete and circle.

1 Do you _____ the trumpet? Yes, I do. / No, I don't.

2 _____ play the drums? Yes, I do. / No, I don't.



3 Ask and answer.

the piano the recorder the violin
football computer games board games

Do you play the piano?

Yes, I do.



1 Listen and chant.

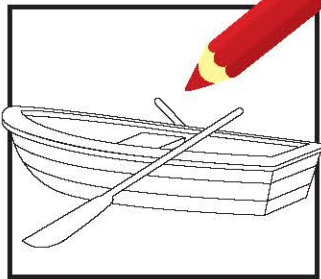
Put on your coat,
Get in the boat,
Sit down low,
And row, row, row!




2 Listen, say and colour.

oa


ow



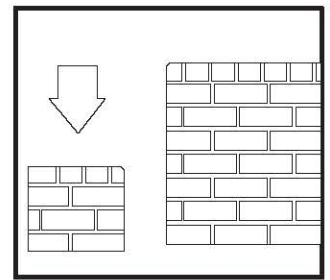
boat



row


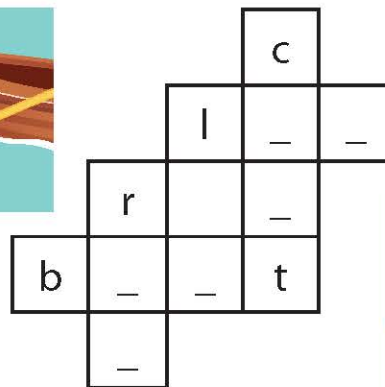



coat



low

3 Look and write.



4 Read the chant and underline oa and ow.



1 Listen and read.

1



2



3



4

2 Read the story again. Tick (✓) the **value**.Play an instrument. ☐Help your friends. ☐

3 How do you help your friends? Circle.

I help my friends to play computer games / make models /
climb trees / do homework / spell.




Unit 8

Lesson 5

Vocabulary



1 Listen, point and say.

Sunday	Monday	Tuesday	Wednesday	Thursday	Friday	Saturday
	 music class!		Tom's birthday! 		 football	



2 Listen and say what's next.



3 Make a chart and say.

Template 8



Does he / she play football
on Tuesdays?

Yes, he / she does.

No, he / she doesn't.

1 Listen, read and say.



2 Sing and act. **Action Girl**


Does she play football on Mondays?
Does she play the trumpet on Tuesdays?
Yes, she does. Yes, she does.
She's an action girl.
Does she do taekwondo on Wednesdays?
Does she play the piano on Thursdays?
Yes, she does. Yes, she does.
She's an action girl.
Does she go to sleep on Fridays?
Does she go to sleep on Fridays?
Yes, she does. Yes, she does.
She's a very tired girl!




Australia

Let's visit ...

1 Read about a boy from Australia.



My name is Bahloo.
I'm from Australia.



I like listening to and playing music. I'm a musician.
I play the drums, the tambourine and a special
instrument called the didgeridoo. It's a traditional
musical instrument from Australia.

After school, I play music on
Mondays, Wednesdays and Fridays.
On Tuesdays and Thursdays, I
draw pictures. On Saturdays and
Sundays, I make models and I
paint. I'm very creative!



Sydney Opera House is one
of the most famous and most
visited landmarks of Australia.



Think Twice

1 Where is Sydney Opera House?
Circle.

New Yourk / Sydney

2 Do you like music and art?



1 Draw, write and say.

This is a musician from my country. He / She likes playing the _____.



New Friends

1 Complete the conversation. Choose your response.

I play the drums, the tambourine and the didgeridoo. Do you play a musical instrument?

Yes, I do. I play the

_____.

No, I don't.








☐
☐


2 Act out the conversation.

1 Write *Yes, I do.* or *No, I don't.*

- 1 Do you play the piano? _____
- 2 Do you play the trumpet? _____
- 3 Do you play the tambourine? _____
- 4 Do you play the drums? _____
- 5 Do you play the violin? _____
- 6 Do you play the recorder? _____

2 Look and write *Yes, he does.* or *No, he doesn't.*

Sunday	Monday	Tuesday	Wednesday	Thursday	Friday	Saturday
						

- 1 Does he play the piano on Mondays? _____
- 2 Does he play football on Thursdays? _____
- 3 Does he play the trumpet on Fridays? _____
- 4 Does he play with friends on Saturdays? _____
- 5 Does he play the tambourine on Sundays? _____

Think Again!

A traditional instrument from Australia is the

_____.

My favourite picture is on page _____.

My favourite lesson is on page _____.

Thailand


We're in Thailand!

Look at the flowers and fruit.
They're on boats!

Look and Do

Tick (✓) three other types of transport used in Thailand.

1

☐

3

☐

2

☐

4

☐

Unit 9

Unit 9

Lesson 1



Vocabulary




1 Listen, point and say.



1 plane




2 bus



3 helicopter



4 car



5 train



6 motorbike



2 Listen and guess.



3 Play the Memory Game.

On my way to school, I
see a bus.

On my way to school,
I see a bus and a train.





Grammar

I don't go to school by train.
I go by bus.
He / She doesn't go to school by
boat. He / She goes by train.



1 Listen, read and say.

I don't go to school by
motorbike. I go by bus.



He doesn't go to school by
bus. He goes by train.



She doesn't go to
school by train. She
goes by boat!

2 Complete.



1 He _____ to school by bus.
He _____ by train.



2 She _____ to school by motorbike.
She _____ by bus.



3 Talk to a friend.

I don't go to school by
bus. I go by car.

Unit 9

Lesson 3

Sounds Great!



1 Listen and chant.


Oh, no! My new blue shoe!
Here! I have some glue for you.



2 Listen, say and colour.

ue

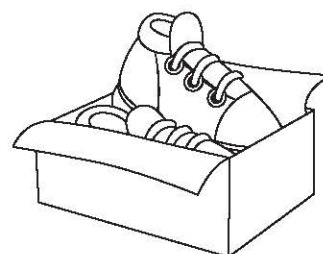
ew



1 blue



2 glue




3 new



3 Write and match.

ue

ew



bl ____



gl ____



n ____

4 Read the chant and underline *ue* and *ew*.

Track 37

1 Listen and read.


1



This is for you!

A party at the beach! Thank you!

2



Look at the blue bus!

Litter! That's bad.

3



Oh, no! Look at the cars!

Let's park and walk.

4



The beach! At last!

I like your surfboard.

Thank you. It's new.

2 Read the story again. Tick (✓) the **value**.Care for the environment. ☐Walk to the beach. ☐

3 How do you go to the local shop? Circle.



**1** Listen, point and say.

10

ten

20

twenty

30

thirty

40

forty

50

fifty

60

sixty

70

seventy

80

eighty

90

ninety

100

one hundred

2 Match.

100

20

60

10

40

30

forty

twenty

one hundred

thirty

ten

sixty

T

Template 9

3 Complete, write and say.

There are eighty bikes.

10 + 70
There are 80 bikes

10 + 10
There are 20 motorbikes


30 + 30
There are 60 helicopters

10 + 20
There are 30 planes

30 + 20
There are 50 cars



1 Listen, read and say.



2 Ask and answer.

pencils chairs windows desks

How many pencils
are there?

There are nine.

3 Sing. **The Picnic Box**How many apples are there in the picnic
box?There are forty and two,
That makes forty-two ...How many sandwiches are there in the
picnic box?There are twenty and six,
That makes twenty-six ...How many biscuits are there in the picnic
box?There are thirty and five,
That makes thirty-five ...

Thailand

Let's visit ...


1 Read about city life in Thailand.

My name is Mali.
I live in Bangkok. It's a
city in Thailand.



There are a lot of cars,
buses, trains, motorcycles
and taxis. Bangkok has
special taxis.

Look at this one. It's called a tuk-tuk. It's
very colourful. It's blue, yellow
and red. I go to school by tuk-tuk.



This is a taxi, too. It's a river taxi.
Some people in Bangkok go to
work by river taxi. And some
people go to the market by river
taxi, too. Are
there river
taxis in your
city?



Think Twice

1 Circle.

Mali goes to school by bus /
taxi / tuk-tuk / river taxi.

2 Are there different kinds of taxis in your country?



1 Draw, write and say.



In Thailand, some people go to work by river taxi.

In my country, some people go to work by _____.



New Friends

1 Complete the conversation. Choose your response.



Hello. I go to school by tuk-tuk.
How do you go to school?


I go to school by _____.

I walk to school.


☐
☐


2 Act out the conversation.

1 Complete.




1 He doesn't go to school by motorbike.
He goes by bike.



2 _____ to school by bus.
_____ by car.





3 _____ to school by helicopter.
_____ by train.





4 _____ to school by plane.
_____ by taxi.

2 Write. Then ask and answer.

1 20  + 7  = 27 butterflies

2 50  + 2  = _____

3 70  + 1  = _____

4 40  + 7  = _____

How many
butterflies are there?

There are
twenty-seven.

Think Again!

A type of transport in Thailand is _____.

My favourite lesson is on page _____.

A city in Thailand is _____.

Peru

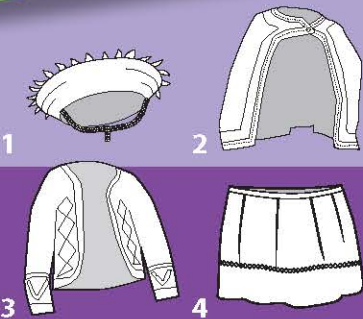


I like her clothes. Look at the colours.

She's from Peru!

Look and Do

Colour the clothes to match the photo.



Unit 10



1 Listen, point and say.



1 shirt



2 shoes



3 trousers



4 sweater




5 skirt

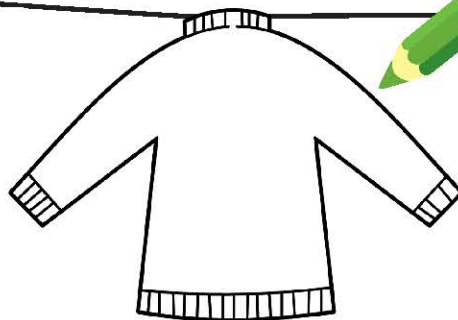


6 trainers

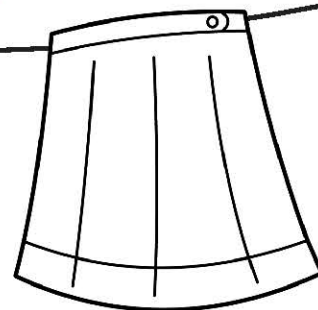
2 Read, colour and say.



They're blue trousers.



It's a green sweater.



It's a pink skirt.




3 Find and circle.

o	b	v	g	m	y	u	z	l	p
t	r	a	i	n	e	r	s	i	e
h	f	m	k	t	c	j	h	p	r
o	s	h	o	e	s	k	i	r	t
e	t	r	o	u	s	e	r	s	s
s	w	b	s	w	e	a	t	e	r



1 Listen, read and say.



2 Look and write.

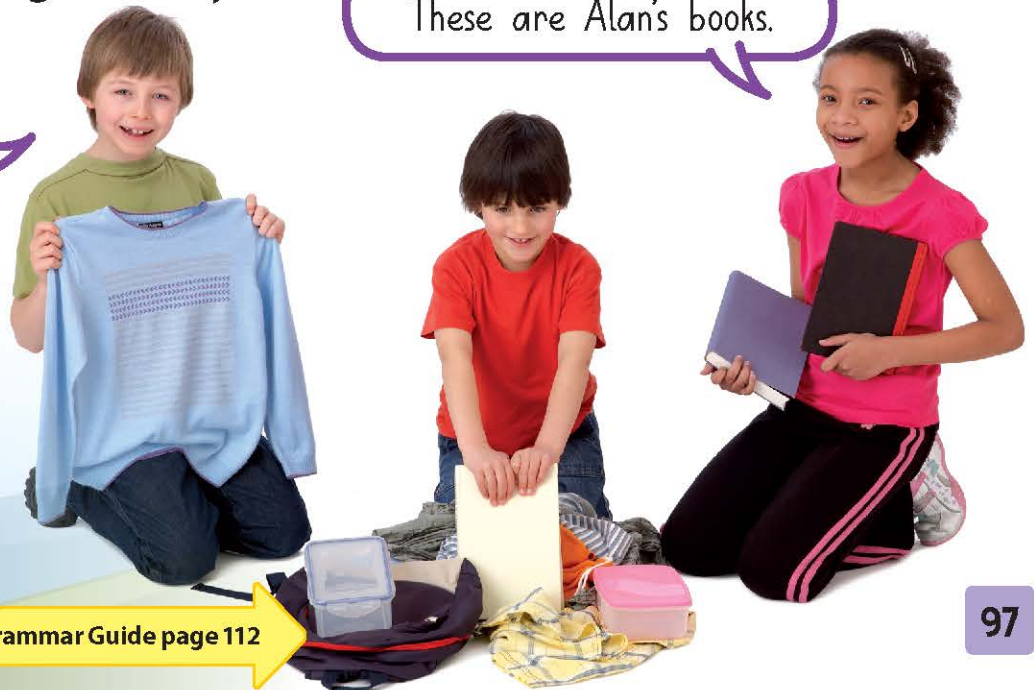
- 1 These are _____ shoes.
- 2 This is _____ shirt.



3 Find some things and say.

This is
Michael's
sweater.

These are Alan's books.






1 Listen and chant.

New clothes for your birthday.
From your mother and me.
Let's sing "Happy Birthday."
One, two, three ...



2 Listen, say and colour.




1 three


th



3 mother



2 birthday



4 clothes

3 Write *th* or *th*.

3

mo _ _ er

_ _ ree



clo _ _ es



bir _ _ day

4 Read the chant and underline *th*.

Track 45

1 Listen and read.

1

Happy birthday, Alicia!



This is Grandma's gift.

2

Wow! New clothes!

This is Aunt Judy's gift ...
and this is from Uncle Tom.

3

A blue T-shirt, a green T-shirt and a red
T-shirt! Three new T-shirts!

4

We can share! A blue T-shirt
for you. A green T-shirt for you.
And a red T-shirt for me!

Thank you!

2 Read the story again. Tick (✓) the **value**.Say "Thank you." ☐Share with family and friends. ☐


3 What do you share with your family? Circle.

clothes / books / sweets / bedroom / toys



1 Listen, point and say.

1 small



3 short

4 old

2 big



5 long

6 new



2 Complete.



1 It's a _____ skirt.



4 They're _____ trainers.



2 It's a _____ shirt.



5 They're _____ trousers.



3 They're _____ shoes.



6 They're _____ shoes.



3 Look and talk to a friend.

It's a long skirt.

They're short trousers.



1 Listen, read and say.



2 Complete.

1 Bob _____ hat.

2 Alex _____ dog.

Look!

Have/has and Have got/has got have the same meaning.

I have/have got an old guitar.
She has/has got a long skirt.

3 Draw, colour and sing. **Our Clothes**



Template 10

I have a new, new, new shirt.
She has an old, old, old skirt.
He has big, big, big trainers.
I have small, small, small shoes.
We like our clothes!
We like our clothes!



Peru

Let's visit ...

1 Read about a musical instrument from Peru.

Peru is famous for musical instruments. This is my musical instrument. It's called the pan pipes. The music is very beautiful. The pipes are short and long.

I'm Pedro and I'm from Cusco, Peru.


This is my brother. He plays a special guitar from Peru. It's very small and it's old. My brother likes playing this guitar. He doesn't like playing big guitars. He can play the guitar and the pan pipes.

**Think Twice****1** Circle.

Pedro can play the guitar and the pan pipes.

True / false

2 Do you like music?

 **1** Draw, write and say.



This is a special musical instrument from my country.
It's called a _____



New Friends

1 Complete the conversation. Choose your response.



Hello. I like playing the pan pipes.
Do you like listening to traditional music?



2 Act out the conversation.

Yes, I do.

Not really. I prefer

☐
☐

1 Complete and say.



Fiona and Rosy

- 1 Fiona has a long skirt.
- 2 Rosy has a _____.
- 3 Fiona has an _____.
- 4 Rosy has a _____.

2 Write.



This is
Fiona's skirt.



This is
_____.



These are
_____.



This is
_____.

Think Again!

A musical instrument from Peru is _____.

My favourite picture is on page _____.

My favourite lesson is on page _____.

SWEET MENU



1 Circle the correct article.

- | | |
|----------------|----------------|
| a/an muffin | a/an apple pie |
| a/an ice cream | a/an doughnut |
| a/an pancake | a/an cookie |

2 Write how much the cakes cost.

How much are the cookies? _____
 How much are the waffles? _____
 How much is the cheesecake? _____

3 Ask and answer.

How much is the
muffin?

It is £1.00



1 Complete the sentences with the article *the*.

1. _____ armchair is yellow.
2. _____ food is very tasty.
3. _____ presents are great!
4. _____ children are happy.
5. _____ dad is carrying _____ daughter.

2 Look at the pictures and complete the sentences with *in*, *on*, *under* and *next to*.

1. The fire is _____ the fireplace.
2. The star is _____ the tree.
3. The presents are _____ the tree.
4. The chair is _____ the window.
5. The food is _____ the table.
6. The books are _____ the table.
7. The family is _____ the living room.
8. The grandad is _____ the grandmother.

How to use the Grammar Guide

Hello! I'm Grant. I'm your Grammar Guide. I love grammar! Come and see me after each grammar lesson. I'm here to help you. Follow me!



Grant's Home Study Guide

- 1 Read your Grammar Guide again at home.
- 2 Look at the example. Close your book. Try to say the example.
- 3 Open your book and check.

- 1 After your grammar lessons, turn to the Grammar Guide. Look at the example.

Sit down, please.
Don't shout.

- 2 Complete the activity.

Complete.

- 1 Stand up, please.
- 2 Don't sit _____.
- 3 Clean up, _____.
- 4 _____ shout.

- 3 Check your answers and then colour the passport stamp.




Come back and see me if you get lost!

Unit 1

Lesson 2

Sit down, please.
Don't talk.



Complete.

- 1 Stand _____, please.
- 2 Don't sit _____.
- 3 Clean up, _____.
- 4 _____ shout.

Lesson 6

How do you spell your name?



Complete.


- 1 How _____ you spell "snake"?
- 2 _____ do you _____ "panda"?
- 3 _____ you spell "clock"?
- 4 _____ do you _____ your name?



Unit 2

Lesson 2

What time is it?
It's eight o'clock.



Complete.

- 1 What _____ is it? It's three _____.
- 2 _____ is it? _____ two o'clock.
- 3 What time _____? _____ five _____.

Lesson 6

I get up at
six o'clock.



Complete.


- 1 I get _____ at _____ o'clock.
- 2 I have lunch at _____.
- 3 I _____ dinner at _____ in the evening.
- 4 I go to bed _____ o'clock at night.



Unit 3

Lesson 2

This is a goat.
That's a donkey.
These are chickens.
Those are cows.



Complete.

- 1 That's _____ chicken.
- 2 This _____ sheep.
- 3 Those _____ birds.
- 4 These _____ ducks.


Lesson 6

What's this / that?

What are these / those?

It's a ladybird /
an ant.

They're
caterpillars.



- 1 _____ that?
- 2 _____ ant.
- 3 What _____ those?
- 4 _____ grasshoppers.



Unit 4

Lesson 2

Do you like tomatoes?
Yes, I do. / No, I don't.



Complete.

- 1 _____ you like onions? Yes, I _____.
- 2 Do you _____ beans? _____, I do.
- 3 Do _____ like ants? No, I _____.
- 4 Do you like _____? _____, I don't.

Lesson 6

I like pancakes.

I don't like peppers.



- 1 I _____ carrots.
- 2 I _____ pancakes.
- 3 I _____ peppers.
- 4 I _____ biscuits.



Unit 5

Lesson 2

Can you speak Vietnamese?

Yes, I can. /
No, I can't.



Complete.

- 1 _____ you play the guitar? _____, I can.
- 2 Can _____ climb a tree? No, I _____.
- 3 Can you touch your toes?
_____.
- 4 Can you read a book?
_____.

Lesson 6

I /He / She / They can sing.
I /He /She / They can't swim.

Complete.

- 1 Dogs _____ sing.
- 2 Birds _____ sing.
- 3 Dogs _____ fly.
- 4 Birds _____ fly.



Unit 6

Lesson 2

What are you doing?
I'm playing football.
I'm not watching TV.



Complete.

- 1 What _____ you _____?
- 2 I _____ reading.
- 3 I _____ not playing football.
- 4 I _____.

Lesson 6

He's / She's painting.
He's / She isn't swimming.



Complete. Write about your friend.


- 1 He's / She's _____.
- 2 He's / She isn't _____.
- 3 He's / She's _____.



Unit 7

Lesson 2

He / She / It lives in a house boat.



Write the words in order.

1 She castle lives a in

2 caravan a in He lives

3 in lives cave It a

Lesson 6

Where do you live? I live in the countryside.



Complete.

1 _____ do you live?

2 I _____ in the city.

3 Where _____ you _____?

4 I live _____ jungle.



Unit 8

Lesson 2

Do you play the guitar?
Yes, I do. / No, I don't.



Complete.

1 _____ you play the violin? Yes, I _____.


2 Do _____ play the piano? _____, I don't.

3 _____ you _____ football? _____
_____ do.

Lesson 6

Does he / she play football on Tuesdays?

Yes, he / she does. /
No, he / she doesn't.



Complete.

1 _____ he go to the park on Tuesdays?
_____, he doesn't.

2 Does _____ play football _____
Mondays? Yes, he _____.

3 _____ he _____ to the mall _____
Thursdays? No, _____.



Unit 9

Lesson 2

I don't go to school by train. I go by bus.

He / She doesn't go to school by bus.

He / She goes by car.



Complete.

- _____ doesn't go to school by train. He _____ by bus.
- She _____ go to school _____ bus. _____ goes _____ bike.
- I don't _____. I _____.

Lesson 6

How many pencils are there? There are twenty-four.



Complete.

- How many apples are _____? _____ are eight.
- _____ many bananas _____ there? There _____ four.
- _____ biscuits are there? _____ ten.



Unit 10

Lesson 2



This is Maria's backpack.

These are Maria's books.

Complete.

- This _____ Maria's skirt.
- _____ are Tom's books.
- _____ is Alan's shirt.
- These _____ Grant's trainers.

Lesson 6

He / She has an old guitar.



Write the words in order.

- He big has hat a

- has short He trousers

- new has trainers He



Macmillan Education
4 Crinan Street, London N1 9XW
A division of Macmillan Publishers Limited

Companies and representatives throughout the world

Original ISBN 978-0-230-46637-1

Text © Cantabgilly Limited and Mary Charrington 2014

Adapted by Viv Lambert

Grammar Guide written by Viv Lambert

Design and illustration © Macmillan Publishers Limited 2014

The authors have asserted their rights to be identified as the authors of this work in accordance with the Copyright, Designs and Patents Act 1988.

Next Move is a registered trademark, property of Macmillan Publishers International Limited

This edition published by arrangement with New Age Publishing
This edition published 2022.

First edition entitled 'Next Stop' published 2009 by Macmillan Publishers, S.A. de C.V.

First published 2013

All rights reserved; no part of this publication may be reproduced, stored in a retrieval system, transmitted in any form, or by any means, electronic, mechanical, photocopying, recording, or otherwise, without the prior written permission of the publishers.

Concept design by Macmillan Publishers Limited, Ben Cracknell Studios and Deb Oatley at room9design

Page make-up by Ben Cracknell Studios and Deb Oatley at room9design

Illustrated by: Andrew Painter pp4, 5, 7, 11, 13, 15, 17, 21, 23, 25, 27, 31, 35, 37, 41, 43, 44, 45, 47, 51, 55, 57, 61, 63, 65, 67, 71, 73, 74, 75, 77, 81, 85, 87, 91, 93, 95, 97, 101; Anna Godwin pp8, 18, 28, 38, 48, 58, 68, 78, 88; Anthony Rule p105; David Hurtado pp19, 45, 75, 89, 95, 106, 107, 108, 109, 110; Fiona Gowen pp29, 98; Harrington Illustration pp9, 19, 29, 39, 49, 59, 69, 79, 89, 99; Jim Peacock pp11, 14, 16, 17, 20, 24, 30, 33, 36, 44, 46, 51, 54, 60, 61, 64, 80, 84, 90, 100; Jim Peacock pp56, 74, 94; Rita Giannetti (Sylvie Poggio) pp6, 16, 20, 26, 27, 34, 40, 41, 44, 44, 50, 56, 66, 70, 76, 81, 86, 91, 94, 96, 104.

Cover design by Macmillan Publishers Limited

Cover illustration by Pablo Scapinachis – Arquiplay

Cover photography by Alamy/Woodbridge Aviation Images (plane), Studio8 (child)

Picture research by Victoria Gaunt

The authors and publishers would like to thank the following for permission to reproduce their photographs:

Alamy/Blickwinkel p65(4), Alamy/Bon Appetit p42(Turkish Delight), Alamy/Emilio Ereza p35(2), Alamy/foodfolio p35, Alamy/David R. Frazier Photolibrary, Inc p55(1), Alamy/Freezine pp52(tl), 53(l), Alamy/Greg Balfour Evans p85(3), Alamy/Dennie Cody pp92(t), 93, Alamy/Maria Grazia Casella p92(c), Alamy/Imagebroker p15, Alamy/Music Alan King p82(l), Alamy/Robert Harding Picture Library p92(b), Alamy/Marco Secchi p35(4), Alamy/TongRo Images Stock p52(cl), Alamy/Travel Pictures p82(m), 83, Alamy/Ken Welsh p82(r); **Corbis**/Ryman Cabannes/Photocuisine pp22(bl), 23(bl), Corbis/Jim Craigmye p12(tr), Corbis/DLILLC pp25(bml), 32(bl), Corbis/Frans Lanting p25(bl), Corbis/Free Agents Limited pp75, 85, Corbis/Hervé Hughes/Hemis p102(guitar), Corbis/Keren Su p72(m), Corbis/Zero Creatives/Cultura p85(2), Corbis/Image Source p85(4); **Digital Vision** p32(tr); **Getty**/AFP p65(background), Getty/Fethi Belaid/AFP p45, Getty/Dan Bigelow p43, Getty/Buena Vista Images pp102(l), 103, Getty/Adam Crowley p65(2), Getty/David Edwards pp72(l), 73, Getty/Fifa p55(4), Getty/Jeff Foott p12(bl), Getty/Fuse p55(3), Getty/Giantstep Inc p62(r), Getty/Hughes Hervé p102(r), Getty/Johnny Johnson p5, Getty/JoSon p53(r), Getty/Johannes Kroemer pp62(l), 63, Getty/Volkan Kurt p55(2), Getty/Ted Mead p72(r), Getty Images/National Geographic/Norbert Rosing p25(background), Getty/Danel Pangbourne pp22(tl), 23, Getty/Lew Robertson p94, Getty/Martin Robinson p52, Getty/Hugh Sitton pp32(tl), 33; **ImageSource** p35(1); **John Foxx Images** pp25(bmr), 65(3); **Macmillan Publishers Ltd**/Paul Bricknall pp6, 7, 17, 21, 27, 40, 46, 50, 61, 67, 76, 80, 97, 101; **Nature Picture Library**/Ansp Shah p32(br); **Rex Features** p25(br), Rex Features/Argenpress pp55, Rex Features /Eye Ubiquitous p85(1); **Superstock**/Food and Drink p35(3), Superstock/Imagebroker.net p65(1).

These materials may contain links for third party websites. We have no control over, and are not responsible for, the contents of such third party websites. Please use care when accessing them.

Sponzor izrade udžbenika: Fondacija Alek Kavčić, SAD

Ministarstvo prosvete, nauke i tehnološkog razvoja Republike Srbije odobrilo je izdavanje i upotrebu ovog udžbenika u trećem razredu osnovne škole rešenjem broj 650-02-00157/2022-07 od 23.6.2022.

ISBN: 978-86-82302-08-7

Recenzenti:

Valentina Živković OŠ "Vožd Karađorđe", Aleksinac

Marija Popović i Miljana Tasić

Petar Stojaković

CIP - Каталогизација у публикацији
Народна библиотека Србије, Београд

37.016:811.111(075.2)

КАНТ, Аманда

Следећи корак 3 : уџбеник за учење енглеског језика за трећи
разред основне школе : class book / Amanda Cant, Mary Charrington ;
[illustrated by Andrew Painter ...[et al.]]. - Београд : New Age Publishing,
2022 ([Београд] : ["Дунав"]). - 112 стр. : илустр. ; 27 cm

Тираж 15.000. - На насл стр.: Macmillan Next move.

ISBN 978-86-82302-08-7

1. Черинтон, Мери [аутор]

COBISS.SR-ID 75735817